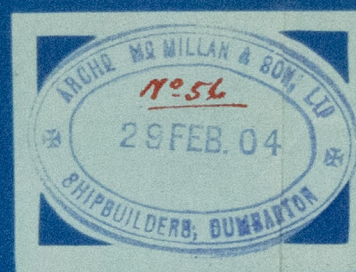


# MIDSHIP SECTION.

S. S. N<sup>o</sup> 396-7.

SCALE 1/2" = 1' FOOT



## SIZE OF MATCHES.

N <sup>o</sup> 1 MATCH	24'-0" x 16'-0"
N <sup>o</sup> 2	28'-0" x 16'-0"
N <sup>o</sup> 3	24'-0" x 16'-0"
N <sup>o</sup> 4	24'-0" x 16'-0"

BRIDGE DECK 7/20 STEEL.

DIMENSIONS: LENGTH B.P. ----- 34'-5" - 0"  
BREADTH M<sup>o</sup> ----- 47' - 4"  
DEPTH M<sup>o</sup> TO UPPER DECK ----- 24' - 9"

CLASS 100 A.1. THREE DECK RULE.

## NUMERALS.

CENTRE DEPTH	25.70
1/2 GIRTH	46.20
1/2 BREADTH	23.66
	95.56
	- 7.00

DEPTHS TO LENGTH 13.35  
BREADTHS TO LENGTH 7.25

## ERECTOR'S: POOP

POOP	32.0
BRIDGE	204.0
FORECASTLE	34.0
SIDE HOUSES	32.0
MIDSHIP DECKHOUSE	20.0
	322.0

1<sup>st</sup> N<sup>o</sup> = 88.56 x 34.3.16 = 30390.24 - 2<sup>nd</sup> N<sup>o</sup>  
EQUIPT NUMERALS - 95.56 1<sup>st</sup> N<sup>o</sup> x 34.3.16 = 32792.36 - 4 x 32.5.14 = 36638.64 EQUIPT N<sup>o</sup>

MAIN DECK BEAM KNEES 3 TIMES DEPTH OF BEAM.

UPPER, POOP, BRIDGE AND FORECASTLE BEAM KNEES 3 TIMES DEPTH OF BEAM.

RIVETING AS PER RULE.

SIDE FRAMES AND REVERSE INCREASED, TO COMPENSATE FOR OMISSION OF WOOD MIDDLE DECK, IN ORDER TO RETAIN THE NORMAL FREEBOARD.

UPPER DECK PLATING 7/20 STEEL FOR 1/2 LEN TO 1/2 INCREASED AT OPENINGS AS SHOWN ON DECK PLAN.

UPPER DECK STRINGER 5/16 x 1/2 FOR 1/2 LEN TO 1/2 INCREASED AT OPENINGS AS SHOWN ON DECK PLAN.

BEAMS 8 x 5 1/2 BULB ANGLE, SPACED 24" APART, ON BASIS OF ONE ROW OF PILLARS. REDUCED AT ENDS AS PER RULE. HATCH BEAMS 12 x 3 1/2 x 3 1/2 x 7/20 CHANNEL.

SIDE FRAMES 5 1/2 x 3 1/2 x 7/20 FOR 1/2 LEN TO 1/2 INCREASED AT OPENINGS AS SHOWN ON DECK PLAN.

B.H. 5 1/2 x 3 1/2 x 7/20 FOR 1/2 LEN TO 1/2 INCREASED AT OPENINGS AS SHOWN ON DECK PLAN.

TUNNEL PLATING 7/20 TOP PLATES 7/20 IN WAY OF MATCHES. STIFF 4 x 3 1/2 x 7/20 SPACED 30" APART AND 36" IN WAY OF MATCHES.

TONNAGE GUESS BEING OVER 78 THE DOUBLE BOTTOM FRAMES TO BE DOUBLED FROM MARGIN TO MARGIN FROM 3/8 L FOR 1/2 COLL. B.H.

SIDE REVERSE FRAMES 7 x 3 1/2 x 7/20 FOR 1/2 LEN TO 1/2 INCREASED AT OPENINGS AS SHOWN ON DECK PLAN.

REVERSE FRAMES IN PEARLS 4 x 3 1/2 x 7/20. REVERSE IN DOUBLE BOTTOM 3 1/2 x 3 1/2 x 7/20. DOUBLE REVERSE UNDER ENGINES 3 1/2 x 3 1/2 x 7/20. DOUBLE REVERSE UNDER BOILERS 3 1/2 x 3 1/2 x 7/20.

REVERSE FRAMES TO EXTEND TO UPPER DECK IN AFT BEAM, AND ALTERNATE TO UPPER AND F.C. DECK, IN WAY OF FORECASTLE.

REVERSE FRAMES TO EXTEND TO UPPER DECK IN AFT BEAM, AND ALTERNATE TO UPPER AND F.C. DECK, IN WAY OF FORECASTLE.

REVERSE FRAMES TO EXTEND TO UPPER DECK IN AFT BEAM, AND ALTERNATE TO UPPER AND F.C. DECK, IN WAY OF FORECASTLE.

REVERSE FRAMES TO EXTEND TO UPPER DECK IN AFT BEAM, AND ALTERNATE TO UPPER AND F.C. DECK, IN WAY OF FORECASTLE.

REVERSE FRAMES TO EXTEND TO UPPER DECK IN AFT BEAM, AND ALTERNATE TO UPPER AND F.C. DECK, IN WAY OF FORECASTLE.

REVERSE FRAMES TO EXTEND TO UPPER DECK IN AFT BEAM, AND ALTERNATE TO UPPER AND F.C. DECK, IN WAY OF FORECASTLE.

REVERSE FRAMES TO EXTEND TO UPPER DECK IN AFT BEAM, AND ALTERNATE TO UPPER AND F.C. DECK, IN WAY OF FORECASTLE.

REVERSE FRAMES TO EXTEND TO UPPER DECK IN AFT BEAM, AND ALTERNATE TO UPPER AND F.C. DECK, IN WAY OF FORECASTLE.

REVERSE FRAMES TO EXTEND TO UPPER DECK IN AFT BEAM, AND ALTERNATE TO UPPER AND F.C. DECK, IN WAY OF FORECASTLE.

REVERSE FRAMES TO EXTEND TO UPPER DECK IN AFT BEAM, AND ALTERNATE TO UPPER AND F.C. DECK, IN WAY OF FORECASTLE.

REVERSE FRAMES TO EXTEND TO UPPER DECK IN AFT BEAM, AND ALTERNATE TO UPPER AND F.C. DECK, IN WAY OF FORECASTLE.

REVERSE FRAMES TO EXTEND TO UPPER DECK IN AFT BEAM, AND ALTERNATE TO UPPER AND F.C. DECK, IN WAY OF FORECASTLE.

REVERSE FRAMES TO EXTEND TO UPPER DECK IN AFT BEAM, AND ALTERNATE TO UPPER AND F.C. DECK, IN WAY OF FORECASTLE.

REVERSE FRAMES TO EXTEND TO UPPER DECK IN AFT BEAM, AND ALTERNATE TO UPPER AND F.C. DECK, IN WAY OF FORECASTLE.

REVERSE FRAMES TO EXTEND TO UPPER DECK IN AFT BEAM, AND ALTERNATE TO UPPER AND F.C. DECK, IN WAY OF FORECASTLE.

REVERSE FRAMES TO EXTEND TO UPPER DECK IN AFT BEAM, AND ALTERNATE TO UPPER AND F.C. DECK, IN WAY OF FORECASTLE.

REVERSE FRAMES TO EXTEND TO UPPER DECK IN AFT BEAM, AND ALTERNATE TO UPPER AND F.C. DECK, IN WAY OF FORECASTLE.

REVERSE FRAMES TO EXTEND TO UPPER DECK IN AFT BEAM, AND ALTERNATE TO UPPER AND F.C. DECK, IN WAY OF FORECASTLE.

REVERSE FRAMES TO EXTEND TO UPPER DECK IN AFT BEAM, AND ALTERNATE TO UPPER AND F.C. DECK, IN WAY OF FORECASTLE.

REVERSE FRAMES TO EXTEND TO UPPER DECK IN AFT BEAM, AND ALTERNATE TO UPPER AND F.C. DECK, IN WAY OF FORECASTLE.

REVERSE FRAMES TO EXTEND TO UPPER DECK IN AFT BEAM, AND ALTERNATE TO UPPER AND F.C. DECK, IN WAY OF FORECASTLE.

REVERSE FRAMES TO EXTEND TO UPPER DECK IN AFT BEAM, AND ALTERNATE TO UPPER AND F.C. DECK, IN WAY OF FORECASTLE.

REVERSE FRAMES TO EXTEND TO UPPER DECK IN AFT BEAM, AND ALTERNATE TO UPPER AND F.C. DECK, IN WAY OF FORECASTLE.

REVERSE FRAMES TO EXTEND TO UPPER DECK IN AFT BEAM, AND ALTERNATE TO UPPER AND F.C. DECK, IN WAY OF FORECASTLE.

REVERSE FRAMES TO EXTEND TO UPPER DECK IN AFT BEAM, AND ALTERNATE TO UPPER AND F.C. DECK, IN WAY OF FORECASTLE.

REVERSE FRAMES TO EXTEND TO UPPER DECK IN AFT BEAM, AND ALTERNATE TO UPPER AND F.C. DECK, IN WAY OF FORECASTLE.

REVERSE FRAMES TO EXTEND TO UPPER DECK IN AFT BEAM, AND ALTERNATE TO UPPER AND F.C. DECK, IN WAY OF FORECASTLE.

REVERSE FRAMES TO EXTEND TO UPPER DECK IN AFT BEAM, AND ALTERNATE TO UPPER AND F.C. DECK, IN WAY OF FORECASTLE.

REVERSE FRAMES TO EXTEND TO UPPER DECK IN AFT BEAM, AND ALTERNATE TO UPPER AND F.C. DECK, IN WAY OF FORECASTLE.

REVERSE FRAMES TO EXTEND TO UPPER DECK IN AFT BEAM, AND ALTERNATE TO UPPER AND F.C. DECK, IN WAY OF FORECASTLE.

REVERSE FRAMES TO EXTEND TO UPPER DECK IN AFT BEAM, AND ALTERNATE TO UPPER AND F.C. DECK, IN WAY OF FORECASTLE.

REVERSE FRAMES TO EXTEND TO UPPER DECK IN AFT BEAM, AND ALTERNATE TO UPPER AND F.C. DECK, IN WAY OF FORECASTLE.

REVERSE FRAMES TO EXTEND TO UPPER DECK IN AFT BEAM, AND ALTERNATE TO UPPER AND F.C. DECK, IN WAY OF FORECASTLE.

REVERSE FRAMES TO EXTEND TO UPPER DECK IN AFT BEAM, AND ALTERNATE TO UPPER AND F.C. DECK, IN WAY OF FORECASTLE.

REVERSE FRAMES TO EXTEND TO UPPER DECK IN AFT BEAM, AND ALTERNATE TO UPPER AND F.C. DECK, IN WAY OF FORECASTLE.

REVERSE FRAMES TO EXTEND TO UPPER DECK IN AFT BEAM, AND ALTERNATE TO UPPER AND F.C. DECK, IN WAY OF FORECASTLE.

REVERSE FRAMES TO EXTEND TO UPPER DECK IN AFT BEAM, AND ALTERNATE TO UPPER AND F.C. DECK, IN WAY OF FORECASTLE.

REVERSE FRAMES TO EXTEND TO UPPER DECK IN AFT BEAM, AND ALTERNATE TO UPPER AND F.C. DECK, IN WAY OF FORECASTLE.

REVERSE FRAMES TO EXTEND TO UPPER DECK IN AFT BEAM, AND ALTERNATE TO UPPER AND F.C. DECK, IN WAY OF FORECASTLE.

REVERSE FRAMES TO EXTEND TO UPPER DECK IN AFT BEAM, AND ALTERNATE TO UPPER AND F.C. DECK, IN WAY OF FORECASTLE.

REVERSE FRAMES TO EXTEND TO UPPER DECK IN AFT BEAM, AND ALTERNATE TO UPPER AND F.C. DECK, IN WAY OF FORECASTLE.

REVERSE FRAMES TO EXTEND TO UPPER DECK IN AFT BEAM, AND ALTERNATE TO UPPER AND F.C. DECK, IN WAY OF FORECASTLE.

REVERSE FRAMES TO EXTEND TO UPPER DECK IN AFT BEAM, AND ALTERNATE TO UPPER AND F.C. DECK, IN WAY OF FORECASTLE.

REVERSE FRAMES TO EXTEND TO UPPER DECK IN AFT BEAM, AND ALTERNATE TO UPPER AND F.C. DECK, IN WAY OF FORECASTLE.

REVERSE FRAMES TO EXTEND TO UPPER DECK IN AFT BEAM, AND ALTERNATE TO UPPER AND F.C. DECK, IN WAY OF FORECASTLE.

REVERSE FRAMES TO EXTEND TO UPPER DECK IN AFT BEAM, AND ALTERNATE TO UPPER AND F.C. DECK, IN WAY OF FORECASTLE.

REVERSE FRAMES TO EXTEND TO UPPER DECK IN AFT BEAM, AND ALTERNATE TO UPPER AND F.C. DECK, IN WAY OF FORECASTLE.

REVERSE FRAMES TO EXTEND TO UPPER DECK IN AFT BEAM, AND ALTERNATE TO UPPER AND F.C. DECK, IN WAY OF FORECASTLE.

## RIVETING

BUTTS OF PLATE KEEL TO BE TREBLE RIVETED ALL FORE AND AFT, WITH DOUBLE STRAPS 1 1/2 x 12, FOR 1/2 LEN, AND SINGLE STRAP 3/4 x 12, FOR 1/2 LEN, AND 2 1/2 x 12, FOR 1/2 LEN, BEYOND, THICKER THAN PLATES THEY CONNECT. (3 COMPLETE ROWS 3/2 DIA<sup>o</sup> APART, EXCEPT BACK ROWS WHICH ARE TO BE 5/8 DIA<sup>o</sup> APART C<sup>o</sup> TO C<sup>o</sup>) RIVETS CONNECTING CENTRE THIRD PLATE ANGLES TO KEEL PLATE AND CENTRE THIRD PLATE, NOT TO EXCEED 5 DIA<sup>o</sup> APART. UPPER DECK STRINGER PLATES TO BE LAPPED AND QUADRUPLE RIV<sup>o</sup> (4 COMPLETE ROWS 3/2 DIA<sup>o</sup> APART C<sup>o</sup> TO C<sup>o</sup>) FOR 1/2 LEN, REMAINDER TREBLE RIV<sup>o</sup> (3 COMPLETE ROWS 3/2 DIA<sup>o</sup> C<sup>o</sup> TO C<sup>o</sup>) UPPER DECK SHEERSTRANE TO HAVE DOUBLE BUTTSTRAPS, TOGETHER 3/20 FOR 1/2 LEN, AND 3/20 BEYOND, THICKER THAN PLATES THEY CONNECT, AND TREBLE RIV<sup>o</sup> (3 COMPLETE ROWS 3/2 DIA<sup>o</sup> APART, EXCEPT BACK ROWS WHICH ARE TO BE 5/8 DIA<sup>o</sup> APART C<sup>o</sup> TO C<sup>o</sup>) POOP AND FORECASTLE SIDE PLATING OVERLAPPED AT BUTTS AND DOUBLE RIVETED. BRIDGE SIDE PLATING OVERLAPPED AT BUTTS AND TREBLE + DOUBLE RIV<sup>o</sup>. BULWARKS OVERLAPPED AT BUTTS AND SINGLE RIV<sup>o</sup>. ALL OTHER BUTTS OF SHELL PLATING OVERLAPPED AND TREBLE RIV<sup>o</sup> (3 COMPLETE ROWS 3/2 DIA<sup>o</sup> APART, C<sup>o</sup> TO C<sup>o</sup>) QUADRUPLE RIV<sup>o</sup> WHERE OVER RULE BREADTH. BUTTS OF POOP AND F.C. STRINGER PLATES LAPPED AND DOUBLE RIV<sup>o</sup>. BUTTS OF BRIDGE DECK STRINGER PLATES LAPPED AND TREBLE RIV<sup>o</sup>. BUTTS OF MAIN DECK STRINGER PLATES LAPPED AND TREBLE RIV<sup>o</sup> FORE AND AFT. (3 COMPLETE ROWS 3/2 DIA<sup>o</sup> APART C<sup>o</sup> TO C<sup>o</sup>) BUTTS OF UPPER DECK PLATING LAPPED AND DOUBLE RIV<sup>o</sup> FOR 1/2 LEN, REMAINDER AND ALL LANDINGS SINGLE RIV<sup>o</sup>. BUTTS OF MAIN DECK TIE PLATES LAPPED AND DOUBLE RIV<sup>o</sup>. BUTTS OF BRIDGE DECK PLATING LAPPED AND DOUBLE RIV<sup>o</sup>. LANDINGS SINGLE RIV<sup>o</sup>. BUTTS OF POOP + F.C. DECK PLATING LAPPED AND SINGLE RIV<sup>o</sup>. LANDINGS SINGLE RIV<sup>o</sup>. TANK TOP LANDINGS OF MIDDLE LINE STRANE AND ADJOINING STRANE TO BE DOUBLE RIV<sup>o</sup> ALL FORE + AFT, REMAINDER SINGLE RIV<sup>o</sup>. BUTTS OF TANK TOP PLATING TO BE DOUBLE RIV<sup>o</sup> LAPS ALL FORE + AFT, BUTTS OF MARGIN PLATE LAPPED + DOUBLE RIV<sup>o</sup>. BUTTS OF CENTRE THIRD PLATE LAPPED AND TREBLE RIV<sup>o</sup>. RIVETS IN OVERLAPS AND EDGES OF TANK TOP PLATING, TO BE NOT MORE THAN 4 DIA<sup>o</sup> APART C<sup>o</sup> TO C<sup>o</sup>. RIVETS THRO FRAMES AND SHELL IN WAY OF WATER BALLAST BAKS, TO BE NOT MORE THAN 6 DIA<sup>o</sup> APART C<sup>o</sup> TO C<sup>o</sup>. AFTER HOODS OF PLATING CONNECTED TO STERN POST, TO BE SAME THICKNESS AS STRANES MIDSHIPS, OF WHICH THEY FORM PART. BOSS PLATES AND THE PLATES ABOVE + BELOW SAME, TO BE 3/20 THICKER THAN SAME STRANE MIDSHIPS.

## SECTION IN ENGINE SPACE.

FLAT KEEL PLATE 4 1/2 x 1/20 FOR 1/2 LEN, TO 1/2 IN. AND 1 1/2 x 1/20 AT ENDS. KEEL AND GABBOARD STRANES INCREASED IN WIDTH AND THICKNESS, IN LIEU OF KEEL DOUBLING.

CEILING 2 1/2 UNDER MATCHES ONLY. GABSET PLATES IN EVERY 4" FRAME 2 1/2 x 1/20. CARRIED FORWARD TO COLLISION B.H.

B, C, AND D STRANES 20 LESS THAN DET. IN WAY OF DOUBLE BOTTOM, WHERE 1/20 IN THICKNESS AND ABOVE. TONNAGE GUESS OVER 78.



© 2020  
From ARCHD. M'MILLAN & SON, Ltd., Dumbarton.




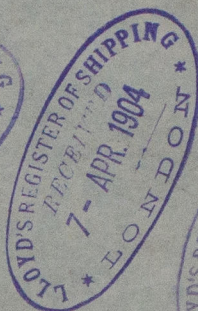
ENCLOSURE FOR

*Lloyd's*  
Foundation

*5/4/04*



Midship Section  
McMillans No 39674.




Midship Sect.  
Deck plans.  
Profile  
Profile view on back of plan

Returned  
26.5.04



"Saint Jerome"  
Glasgow rft No 22247  
Saint Jerome 397



RELIANT

"Saint Jerome"  
Glasgow rft No 22566



© 2020

Lloyd's Register  
Foundation  
W681-0103