


6.2.13
13.2.13
1.12.13
3.3.13

ELEVATION SHEWING FILLING IN OF WELLS SCALE 1/8" = 1 FOOT. S.S. N° 647

SHEER FORWARD	130
" "	41 1/2
SHEER AFT	85
" "	36
TOWN COEFF. AB	773
ROUND OF BEAM	13



C.B.
6.2.13.
17.2.13.

For corrected plans of vessel as built
see profile for hull and girders and
profile and deck plans, dated 14/8/13

St. Iago, Havana
Gacenoek Report. No 16520






647

Elevation showing
filling in of wells
measured

Russell Bay

RETAILED

RETAILED



© 2020

Lloyd's Register
Foundation