

OFFICE COPY.

LONGITUDINAL PLAN S.S. N^o 286-294.-

163'-6" x 25'-0" x 14'-3".


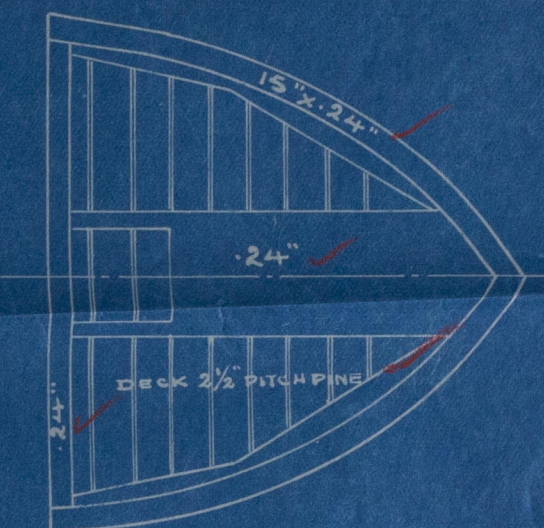
CLASSED AT LLOYDS 100.A.1.

SCALE 1/8" = 1'-0".

TRANSVERSE NUMBER B+D=25+14.25=39.25.

LONGITUDINAL L/(B+D)=163.5x39.25=6417.37.


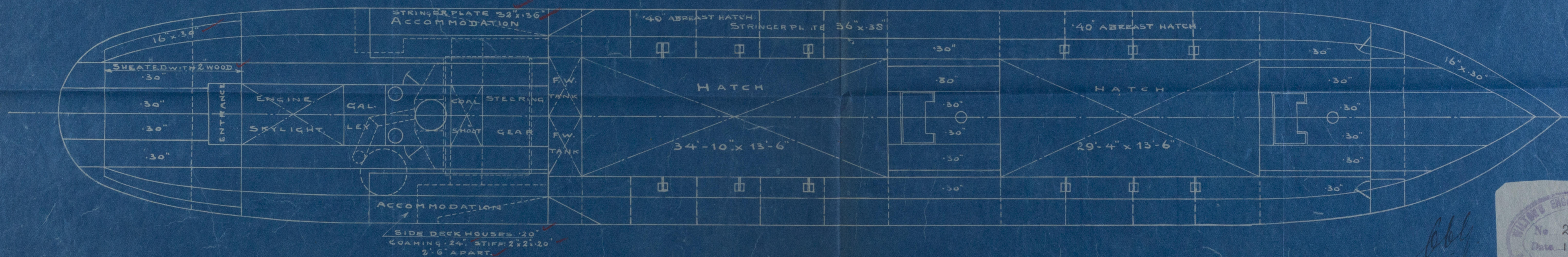
FORECASTLE



BULKHEAD .30" SHELL ANGLE 3"x3"x40"
STIFF 6"x3"x38" A SPACED 24" APART
LOWEST STRAKE .10" THICKER

BULKHEAD .28" SHELL ANGLE 3"x3"x38"
STIFF 6"x3"x38" A SPACED 24" APART
LOWEST STRAKE .10" THICKER

BULKHEAD .30" SHELL ANGLE 3"x3"x40"
STIFF 6"x3"x38" A SPACED 24" APART
LOWEST STRAKE .10" THICKER




Wiltons

274

Profile

~~Box 3337~~
of Foreland



© 2020

Lloyd's Register
Foundation

W666-0088