

Lloyd's
DRAWING NO. 87606

BOILERS N^o 757-8&9

3 BOILERS THUS FOR FORCED DRAUGHT FOR EACH VESSEL


1566 IRON TUBES 2 1/2" EXT. DIA. x N^o 8 LSWG (INCLUDING 570 STAY TUBES)

HEATING SURFACES.


TUBES	8533
FURNACES &c.	1717
TOTAL	10300

TOTAL GRATE AREA (5' 6" BARS) 224
STEAM CAPACITY 1815 CUB. FT.

Working pressure 210 lbs per square inch
TEST 420




1912.12.09



MANHOLE IN SHELL 16" DIA. FITTED WITH M^o N^o 8 COMPENSATING RING
9 1/2" WIDE x 1 1/2" THICK


STAY TUBES MARKED THUS:
① ARE 1/2" THICK 2 3/4" DIA. NET SECTION
② ARE 3/8" THICK 1 3/4" DIA. NET SECTION
③ ARE 1/4" THICK 1 1/4" DIA. NET SECTION

ALL SCREWED STAYS OF STEEL, NUTTED
INSIDE OF BOILER & OUTSIDE ON BOILER BACKS



ARRANGEMENT OF SCREWED
STAYS IN WING BOX-WING SIDE
AND BOILER SHELL


Additional stay tubes required by R.O.T.
1914/15



MORISON'S SUSPENSION FURNACES

10' 4 3/4" CENTRES
11' 3 1/2" WIDTH OF PLATE
12' 0" MEAN LENGTH

SCALE 1 1/2" = 1 FOOT
DIA. OF BOILER INSIDE 16' 6"
THICKNESS OF SHELL PLATES 1 3/32" (30 1/2 TONS MIN. T.S.)
DIA. OF RIVET HOLES 1 3/16" (30 1/2 TONS MIN. T.S.)
THICKNESS OF BUTT STRAPS 1 1/8" (30 1/2 TONS MIN. T.S.)
% STRENGTH OF PLATE 83.43%



Scale 1 inch = 1 foot

Cammell Laird
Boiler No 454-8-9
Forced Draught
Gr. P. 210 lbs
9. 1/2 ft.



No 1916
Lloyd's test
420 lbs
26-8-10

No 1919.
Lloyd's test
420 lbs.
26-8-10

Starb. & Centau Bros No 758.

No 1923.
LLOYD'S TEST.
420 lbs.
12.10.10. A.J.B.

Port No 758.

No 1925.
LLOYD'S TEST.
420 lbs.
27.10.10. A.J.B.

S. S. Highland Race

Lw Rpt 65057.

S. S. Highland Loch

Lw Rpt 65661.

S. S. Highland Piper

Lw Rpt 66207.



© 2020

Lloyd's Register
Foundation

W658-0033