
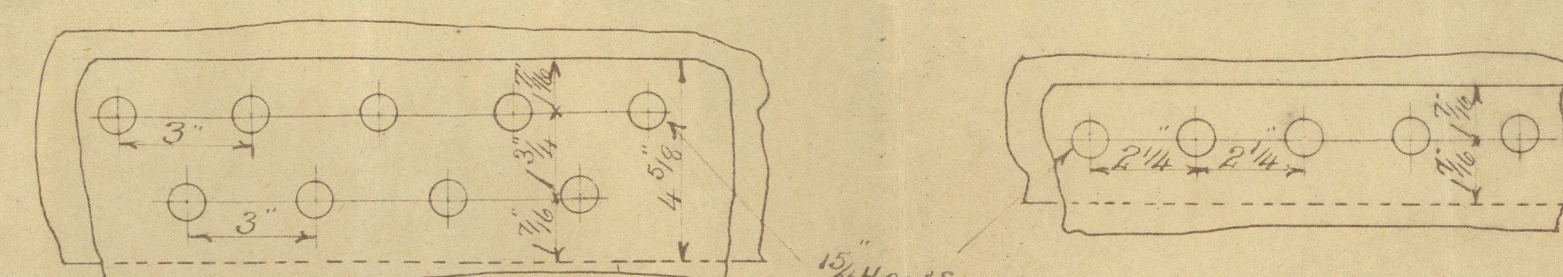
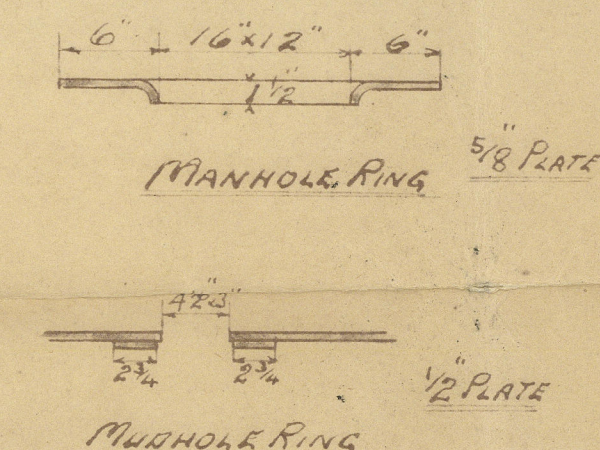


SECTIONAL ELEVATION



FRONT ELEVATION



LONGITUDINAL SEAMS

CROWN AND CIRCULAR SEAMS

WORKING PRESSURE 80 LBSPER SQ. INCH

252 PLAIN TUBES 2 1/2" EXT. DIAM. ALL TUBES SWELLED 1/4" AT FRONT END

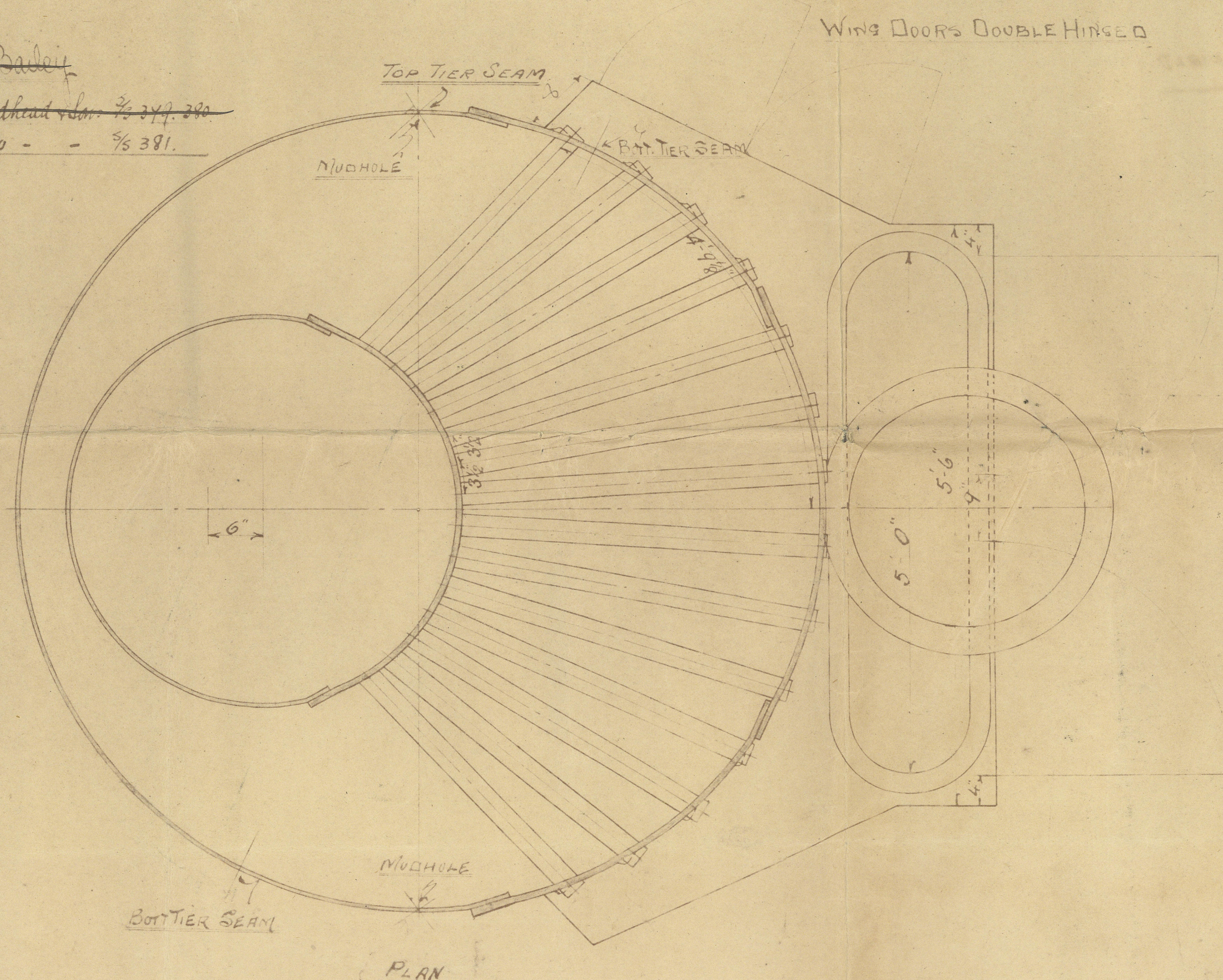

STEEL PLATES AND RIVETS IRON TUBES

TENSILE STRENGTH OF SHELL PLATES 27 TO 32 TONS

DO OF ALL OTHER PLATES 26 TO 30 TONS

BLAKE'S PATENT BOILER TOLLOYS'S SURVEY

HEATING SURFACE 6800 SCALE 1"=1' FOOT




PLAN

BOILER NO 1311 1327 1328 1348 1368

W649-0167

W.B. 18.10.12.





RETAIN

Blake's Improved  
Pat. Donkey Boiler

No 1348

S.S. Southville  
Readhead & Sons

S. S. No 380

No 1368

J Readhead & Sons

S S No 381

S.S. ~~Salome~~ <sup>WATHFIELD</sup>

Newcastle Report

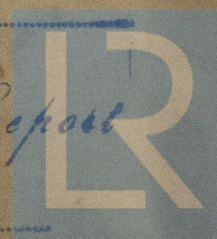
No 47808K

S.S. Wathfield

Newcastle Report

No 48150

RETAIN



© 2020

Lloyd's Register  
Foundation  
W641 0167