

• YARD N° 68 •

• DIMENSIONS •

• **PROFILE & DECK PLAN.**  
• *Scale 1/8" = 1 foot.*

• MIDSHIP SECTION •  
• Scale 1/2 One foot. •

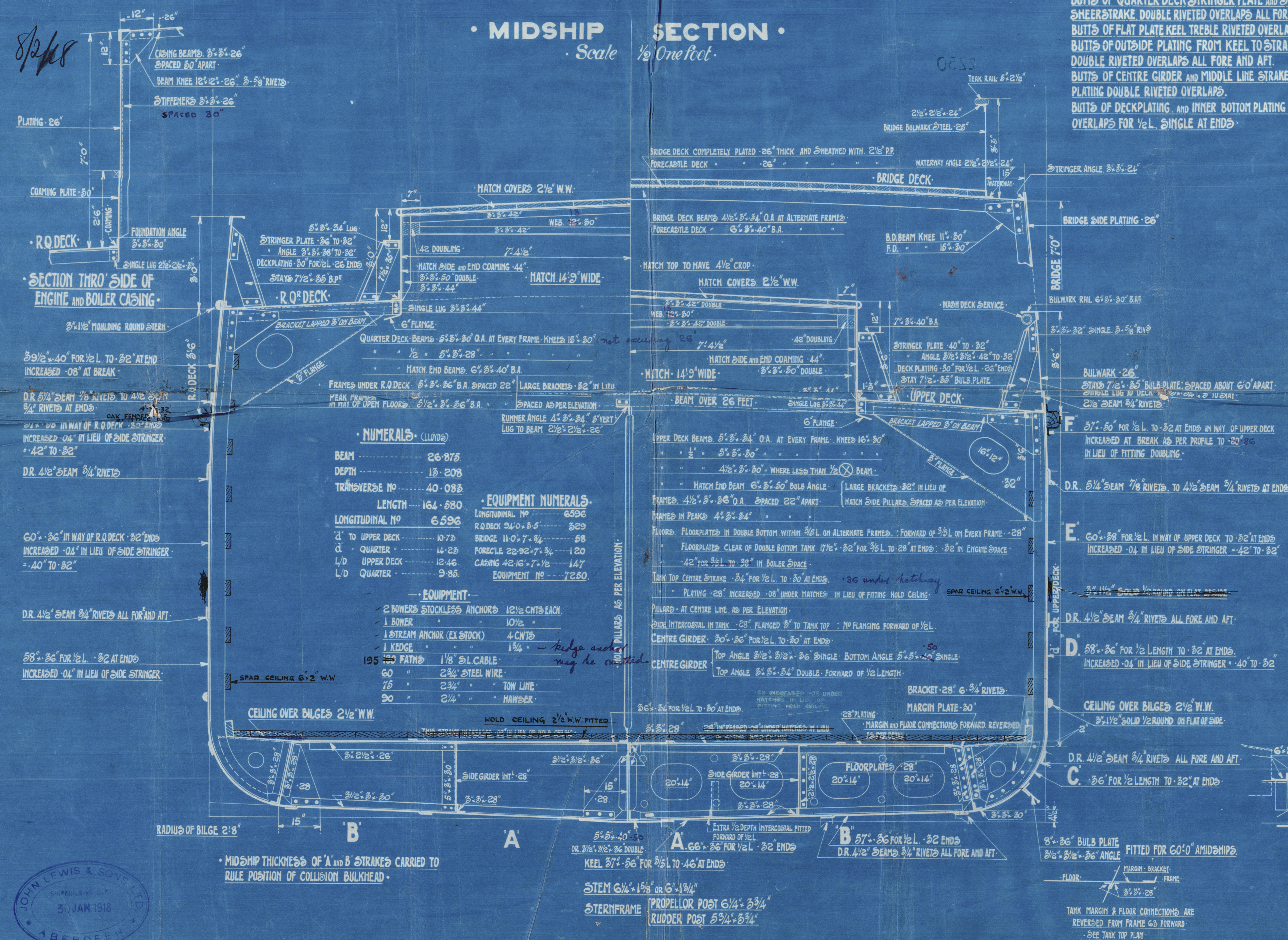
BUTTS OF SHEERSTRAKE AND UPPER DECK STRINGER PLATE  
TRIPLE RIVETED OVERLAPS FOR 1/2 L DOUBLE AT ENDS.  
BUTTS OF QUARTER DECK STRINGER PLATE AND STRAKE BELOW  
SHEERSTRAKE DOUBLE RIVETED OVERLAPS ALL FORE AND AFT  
BUTTS OF FLAT PLATE KEEL TRIPLE RIVETED OVERLAPS ALL FORE AND AFT.  
BUTTS OF OUTSIDE PLATING FROM KEEL TO STRAKE BELOW SHEERSTRAKE  
DOUBLE RIVETED OVERLAPS ALL FORE AND AFT.  
BUTTS OF CENTRE GIRDER AND MIDDLE LINE STRAKE IN INNER BOTTOM  
PLATING DOUBLE RIVETED OVERLAPS.  
BUTTS OF DECK PLATING AND INNER BOTTOM PLATING DOUBLE RIVETED  
OVERLAPS FOR 1/2 L SINGLE AT ENDS.

PLAIN ANGLES	BULB ANGLES
$2\frac{1}{2}'' \times 2\frac{1}{2}''$	$6'' \times 3''$
$3'' \times 3''$	$7'' \times 3''$
$3\frac{1}{2}'' \times 3\frac{1}{2}''$	
$4'' \times 3''$	
$5'' \times 3''$	
$5'' \times 5''$	

BULKHEAD SCANTLING							
NO OF BULK	BOUNDARY ANGLE	LOWER PLATE	UPPER PLATE	"STIFFENERS"	SPACING	BRACKETS	BOUNDARY ANG. RIGIDITY
4 WT	8° 5' 42"	42° 48' 42"	28° 26'	4 1/2" x 5" B2	30"	15° 16' 5" 8-1/2" 15° 16' 5" 8-1/2"	SINGLE RAIL
28 WT	8° 5' 40"	42° 48' 42"	28° 26'	6" x 5" B2 A	30"	15° 16' 5" 8-1/2" 15° 16' 5" 8-1/2"	" "
79 WT	8° 5' 42"	42° 48' 42"	28° 26'	6" x 5" B2 A	24"	15° 16' 5" 8-1/2" 15° 16' 5" 8-1/2"	DOUBLE RAIL
FORE PEAK	WT.FLAT.	28° PLATING	BEAMS	4" x 5" B2 A	30"	15° 16' 5" 8-1/2" 15° 16' 5" 8-1/2"	" "

LLOYD'S REGISTER  
T.R.F.  
ABERDEEN OFFICE  
5-2-18.  
OF SHIPPING

Shp. No. 68.  
Drawing No. 7.  
January 29th 1918.  
L. H. E.





Admiralty Coaster.



C.S. 8.

John Lewis & Sons Ltd.

No. 68.

Midship Section. Profile  
and Deck plan.

S.S. "RIVER DEE"  
ABERDEEN. REPORT N<sup>o</sup> = 12250.



RETAIN



© 2021

Lloyd's Register  
Foundation

W645-0016



Alm. 12250.



© 2021

Lloyd's Register

January 29th 1918.

L.10.31

Foundation