

No. 50. MIDSHIP SECTION.

DIMENSIONS: 375'-0" B.P. x 52'-3 1/4" MLD x 26'-3" MLD TO 2ND DECK, 36'-3" TO UPPER DECK.

TO CLASS 100A1 WITH FREEBOARD AT LLOYDS.

SCALE 1/8" = 1 FOOT.

MILLAR SYSTEM OF SHIP CONSTRUCTION (PAT) LTD

SECTION IN WAY OF ENGINE SPACE.

LLOYDS NUMERALS

1. DEPTH D = 36'-03"
2. FIRST NUMERAL L x D = 375' x 36'-03" = 13594
3. SECOND L x (S+D) = 375' x (52'-3 1/4" + 36'-03") = 33010
4. PROPORTIONS = 375' x 36'-03" = 10.24
5. FRAMING DEPTH d = 24'-8 1/2" (CORRECTED)

EQUIPMENT No.

- L x (S+D) = 33010
 CARRIAGE DECKHOUSES = 288
 FORECASTLE = 141
 33539

EQUIPMENT



- 6 BOW ANCHORS (STOCKLESS) 60 TONS EACH
 1 ANCHOR () 50 TONS
 1 STEAM (EX STOCK) 6 1/2 H.P.
 1 KEROSENE () 7 H.P.
 270 POUNDS OF 2 1/2" STEEL CABLE
 90 " 1 1/2" STEEL CABLE WIRE
 100 " 1 1/4" 5 H. TOWLINE
 2000 " 3/4" 5 H. WARPERS
 5000 " 5/8" 5 H. WARPERS

Upper Deck Stanchions 7 1/2" x 6 1/2"
 500 LBS. TO 140 AT ENDS.
 BUTTS DOUBLE RIVETED FOR 1/2" L TO TIEBARS AT ENDS.

STANCHION TO 1/2" x 50 FOR
 1/2" L TO 140 AT ENDS.
 BUTTS DOUBLE RIVETED FOR
 1/2" L TO TIEBARS AT ENDS.


SIDE PLATING 54 FOR 1/2" L TO 140 AT ENDS.
 BUTTS TREBLE RIVETED, SEAMS DOUBLE RIVETED
 SEAM PLATE 70

Blue Keel
 6 1/4" x 50 TIEBAR
 9" x 15 BULB PLATE
 Blue Radius 3/4"



SECTION IN WAY OF
 DUCT KEEL

KEEL 52 1/4" x 68" WITH 58 DOUBLING INSIDE FOR
 FULL EXTENT OF DUCT KEEL, BUTTS TREBLE RIVETED
 40 OUTSIDE STANCHION, NO INSIDE STANCHION



J. Wm. Shih building Gary's N° 50

Midship Section (as built)

S. S. ENTON

Mat Sep 121 81.

RETAIN

Mid Sep

W644 - 0038



© 2020

Lloyd's Register
Foundation