



16.12.12

CHAIN 1 1/2" DIA

4, 3" BOLTS + 3/8" SPLIT PINS

RIVETS 1" DIA  
HOLES 1 1/16"

70" PLATE

KEYWAY 2 1/2" x 1 1/16" to 1"

5 1/2" CENTRE



RADIUS TO CENTRE OF CHAIN 5'-8"

S.S. No 929.

QUADRANT TILLER

SCALE 1" = 1 FOOT.

*Independent means of steering  
to be provided.*






Swan Hunter and  
Wyham Richardson Ltd

SS 929

Plan of Wrought Iron Coupled  
Tiller

S.S. 'EBURNA'  
NEWCASTLE-ON-TYNE.

Report No 65745



W636-0272



© 2020

Lloyd's Register  
Foundation