

HEATING SURFACE	SQ. FT.
SURFACE OF ONE TUBE 210 TUBES	3420
5 FIRE BOXES	175.2
6 FURNACES	227.1
BACK TUBE SHEET	74.8
FRONT "	71.8
TOTAL ONE BOILER	4010.8
5 DE BOILERS	15032.4
GRAND TOTAL	13458.5
3 DE 25 DE BOILERS	339.25
GRATE SURFACE 3 DE BOILERS	122.025
TOTAL GRATE SURFACE	533.875
RATIO HEATING SURFACE	
GRATE SURFACE	31.53
AREA THRU TUBES 3 DE BOILERS	
3 DE BOILERS	
STEAM SPACE TO GRATE TUBES	CUBIC FEET
3 DE BOILERS	2080 TOTAL
5 DE BOILERS	13035 TOTAL

# 3 DOUBLE ENDED & 3 SINGLE ENDED BOILERS. FOR SINGLE ENDED BOILERS SEE OTHER DRAWING. — BOILERS NO 810. —

WORKING PRESSURE 200 LBS. PER SQ. INCH TO BOARD OF TRADE LLOYD'S & AMERICAN LAW REQUIREMENTS.

ALL HOLES TO BE DRILLED IN POSITION.

ALL PLATES, MAIN STAYS, SCREW STAYS, & RIVETS OF STEEL LAP WELDED IRON TUBES.

TENSILE STRENGTH SHELL PLATES & BUTTSTRAPS TO BE NOT LESS THAN 28 TONS & NOT MORE THAN 32 TONS PER SQ. INCH.

OF OTHER PLATES . . . . . 26 . . . . . 20

LONGITUDINAL STAYS . . . . . 27 . . . . . 30

SCREW STAYS & RIVETS . . . . . 27 . . . . . 30

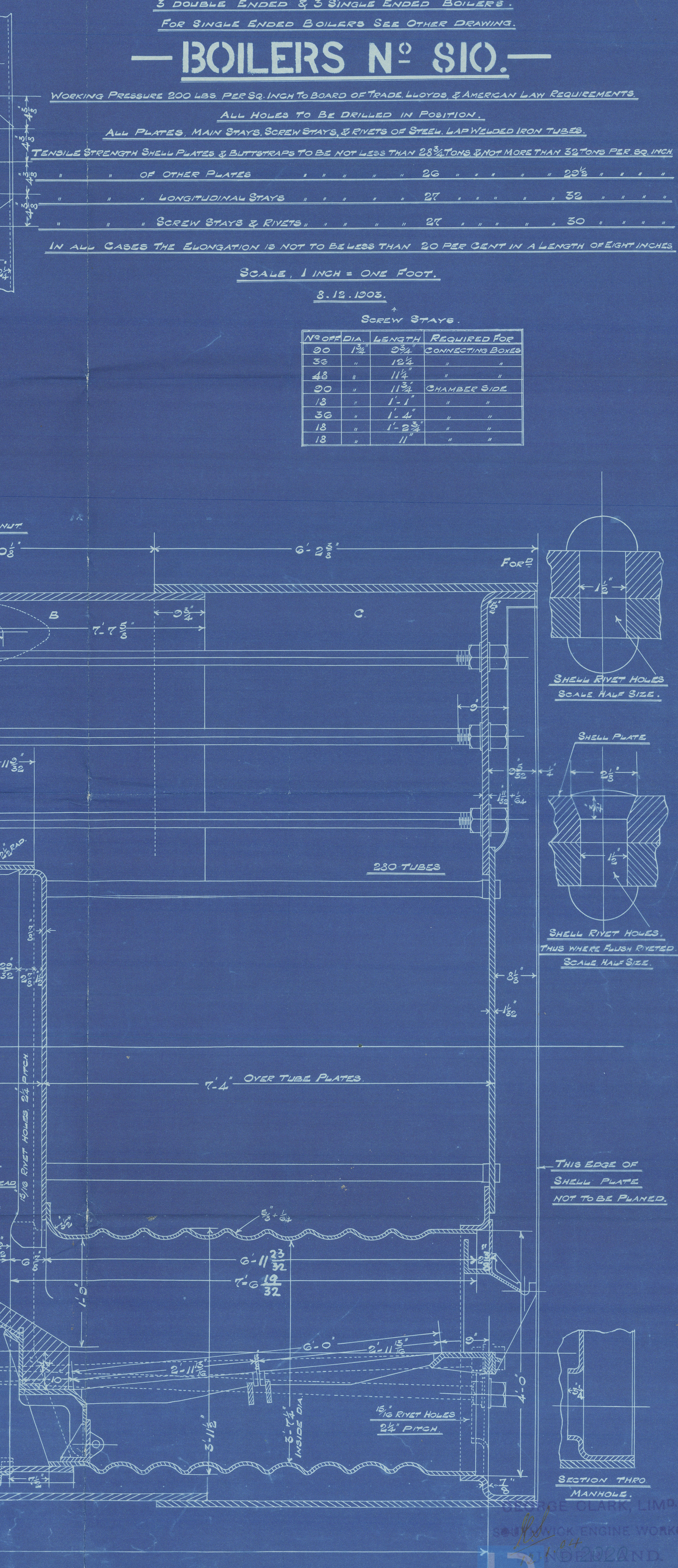
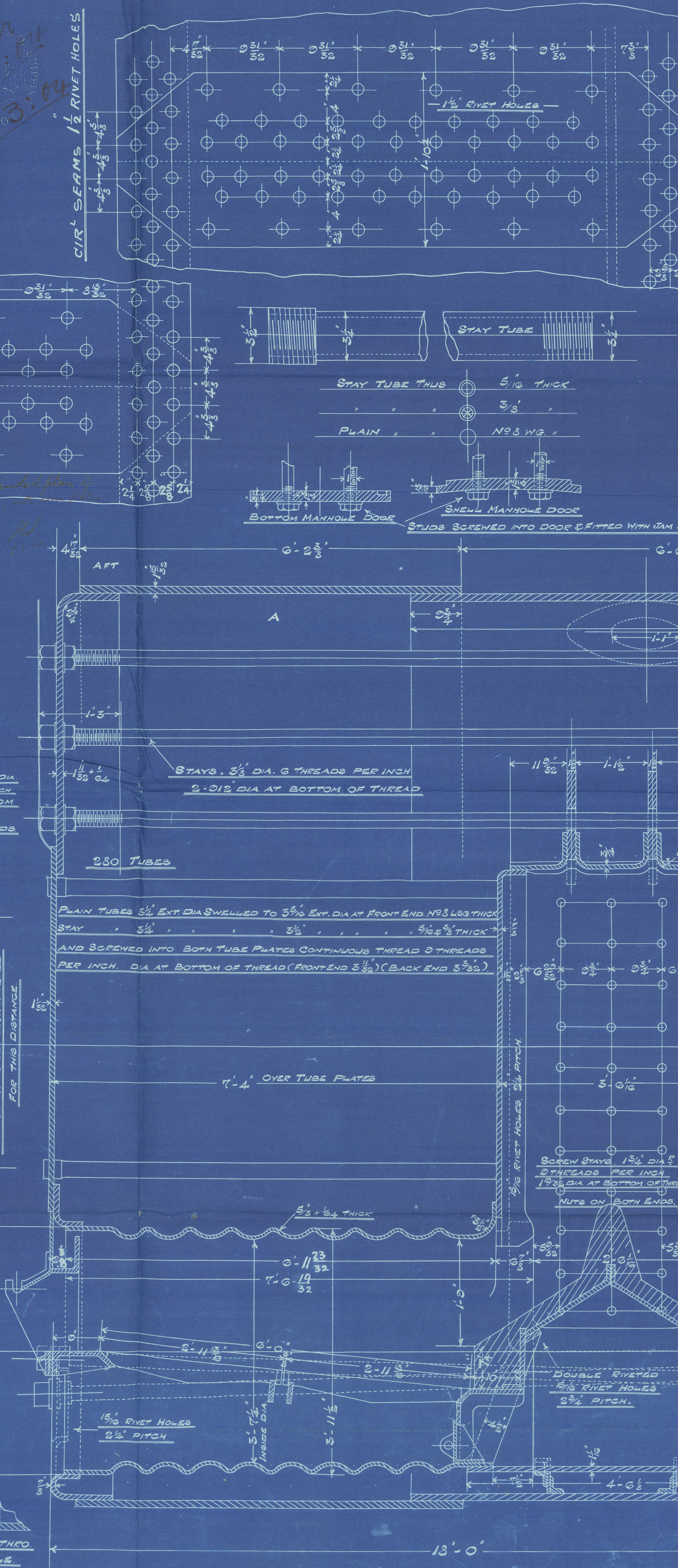
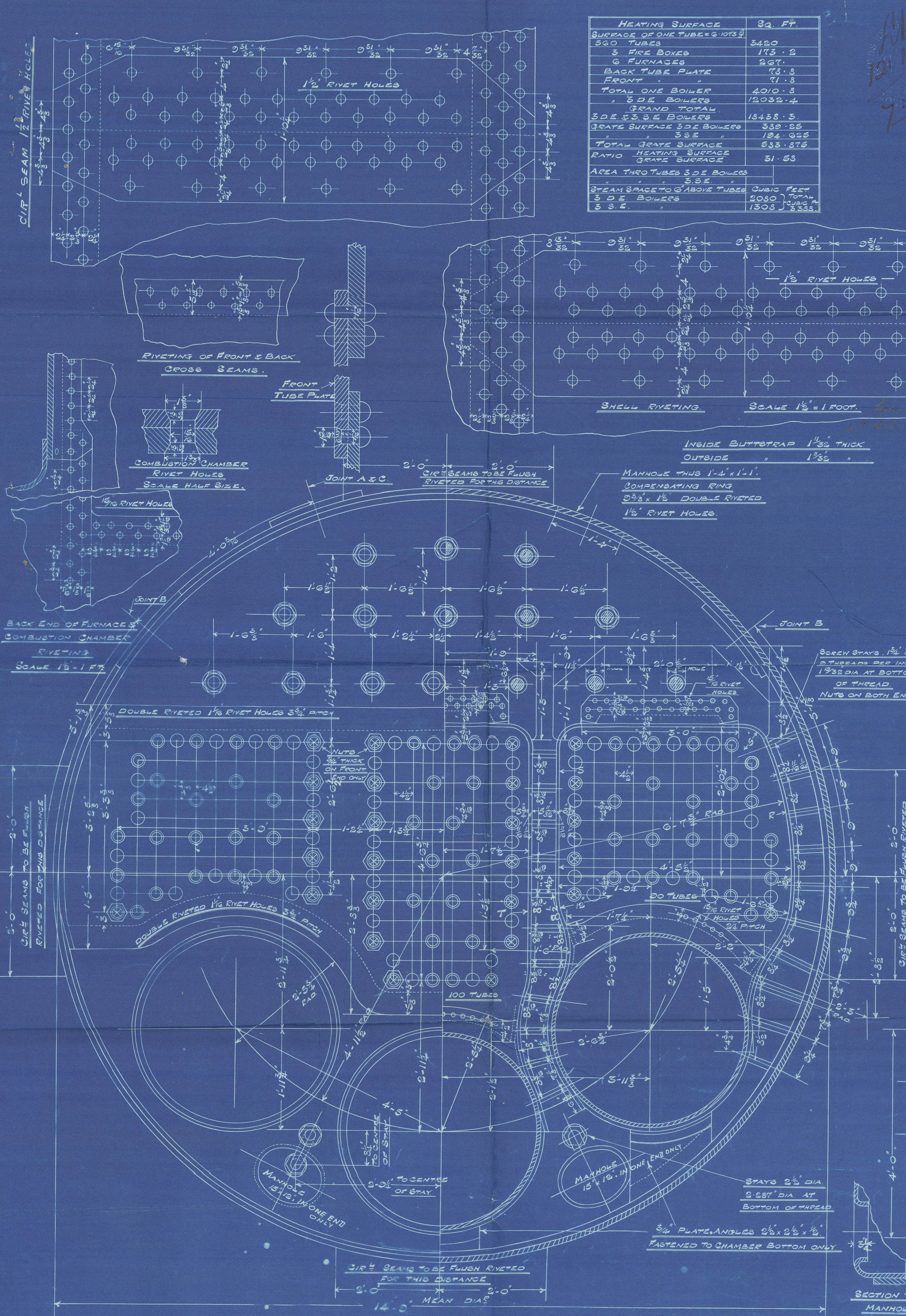
IN ALL CASES THE ELONGATION IS NOT TO BE LESS THAN 20 PER CENT IN A LENGTH OF EIGHT INCHES.

SCALE, 1 INCH = ONE FOOT.

8.12.1905.

SCREW STAYS.

NO. OF DIA.	LENGTH	REQUIRED FOR
30	1 1/2	CONNECTING BOXES
48	1 1/2	"
90	1 1/2	CHAMBER SIDE
18	1 1/2	"
36	1 1/2	"
18	1 1/2	"
18	1 1/2	"



MESSRS SIR JAMES LAING & SONS' S S NO 604

## — BOILERS NO 810. —

W633-0160




8/1/04 amended plan

Pa. Dr. Lungs s/s 604

Murphy Chills C 810

3 D.E. Boilers 200 lb. ref

No. 2266  
LLOYD'S TEST  
400 L.B.S.  
15/6/04 arb



of "Bermudian"

Sld. F. E. No. 22062

RETAIN

© 2020

Lloyd's Register  
Foundation

W633-0160



Enclosure from

GEORGE CLARK, LTD.

For

*Layer 810*

W 633-0160 212



© 2020

Lloyd's Register  
Foundation