

S.S. N^o 191. 4208 MIDSHIP SECTION.

SCALE 1" = 1 FOOT.

DIMENSIONS: 404' 10" B.P. x 52' 9" BREADTH MLD x 29' 9" DEPTH MLD.

LLOYDS 100 A.I. CLASS.

POOP 39.8
BRIDGE 119.2
FORECASTLE 40.3

NUMERALS	
BREADTH MLD	52.95
DEPTH	29.95
LENGTH	404.14
ERECTOR'S	1045
CASINGS ETC.	266
LENGTH - DEPTH TO UPPER DECK	13.58
" " BRIDGE	10.99
" " "	14.18

EQUIPMENT	
2 BOWER ANCHORS STOCKLESS	60 CWT EACH
1 " " " "	502 " " "
1 STRAM " "	104 " " "
1 KEDGE " "	4 " " "
240 FATHOMS 2 1/2" STUD CHAIN	" " "
90 " 4 1/2" STEEL WIRE FOR STREAM CHAIN	" " "
130 " 4 1/2" " " " "	" " "
90 " 3 1/2" " " " "	" " "
90 " 2 1/2" " " " "	" " "
2 @ 90 " 2 1/2" " " " "	" " "

OWNERS REQUIREMENTS	
4 @ 90 FATHOMS	4" MANILLA
2 @ 90 " "	3 1/2" " "
3 @ 90 " "	3" " "
1 @ 90 " "	2 1/2" " "

M STRAKE IN

Rule 44 for 1/2 length to 44' at ends.
Proposed 1/2 length to 44' at ends.
Butts quadruple riveted overlaps.

SCARPHED FRAMES 6" x 3 1/2" x 48" IN ERECTIONS

Clear of peaks, alternate to upper 1/2 length.
Erection Decks Scarphed 18" to main frames.
Clear of erections alternate from 2nd to upper decks.

L STRAKE OUT

Rule 44 for 1/2 length to 44' at ends.

Proposed 1/2 length to 44' at ends.
Rule 44 for 1/2 length to 44' at ends.
Proposed 1/2 length to 44' at ends.

Butts quadruple riveted overlaps in way of bridge.
Double straps treble riveted from bridge end to 1/2 length. Single straps in way of doublings.
Butts treble riveted from 1/2 length to 44' at ends.

Butts treble riveted from 1/2 length to 44' at ends.
Doubling 300' long at ends of bridge.

K STRAKE IN

66 for 1/2 length to 44' at ends.

Butts treble riveted overlaps fore & aft.
1/4 from within bridge to 1/2 length.

J STRAKE OUT

66 for 1/2 length to 44' at ends.

Butts treble riveted overlaps fore & aft.

I STRAKE IN

66 for 1/2 length to 44' at ends.

Butts treble riveted overlaps fore & aft.

H STRAKE IN

66 for 1/2 length to 44' at ends.

Butts treble riveted overlaps fore & aft.

G STRAKE OUT

66 for 1/2 length to 44' at ends.

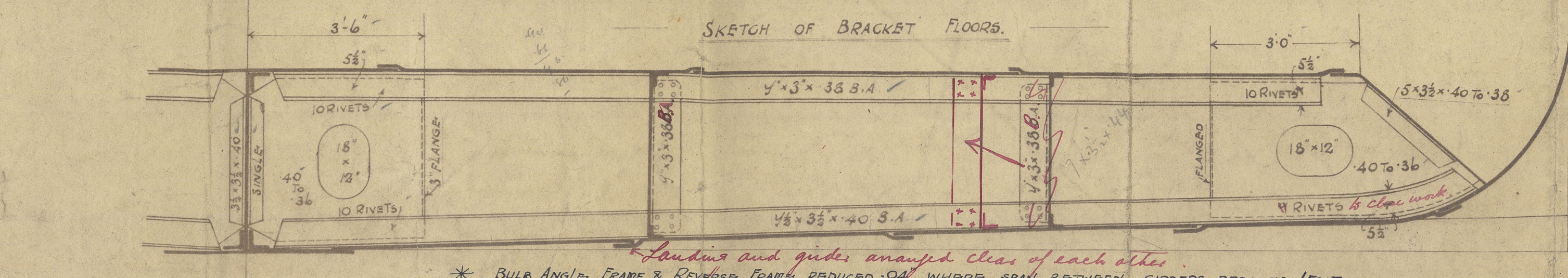
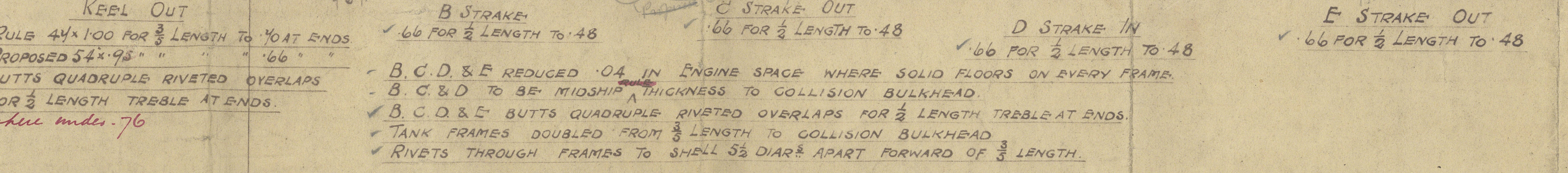
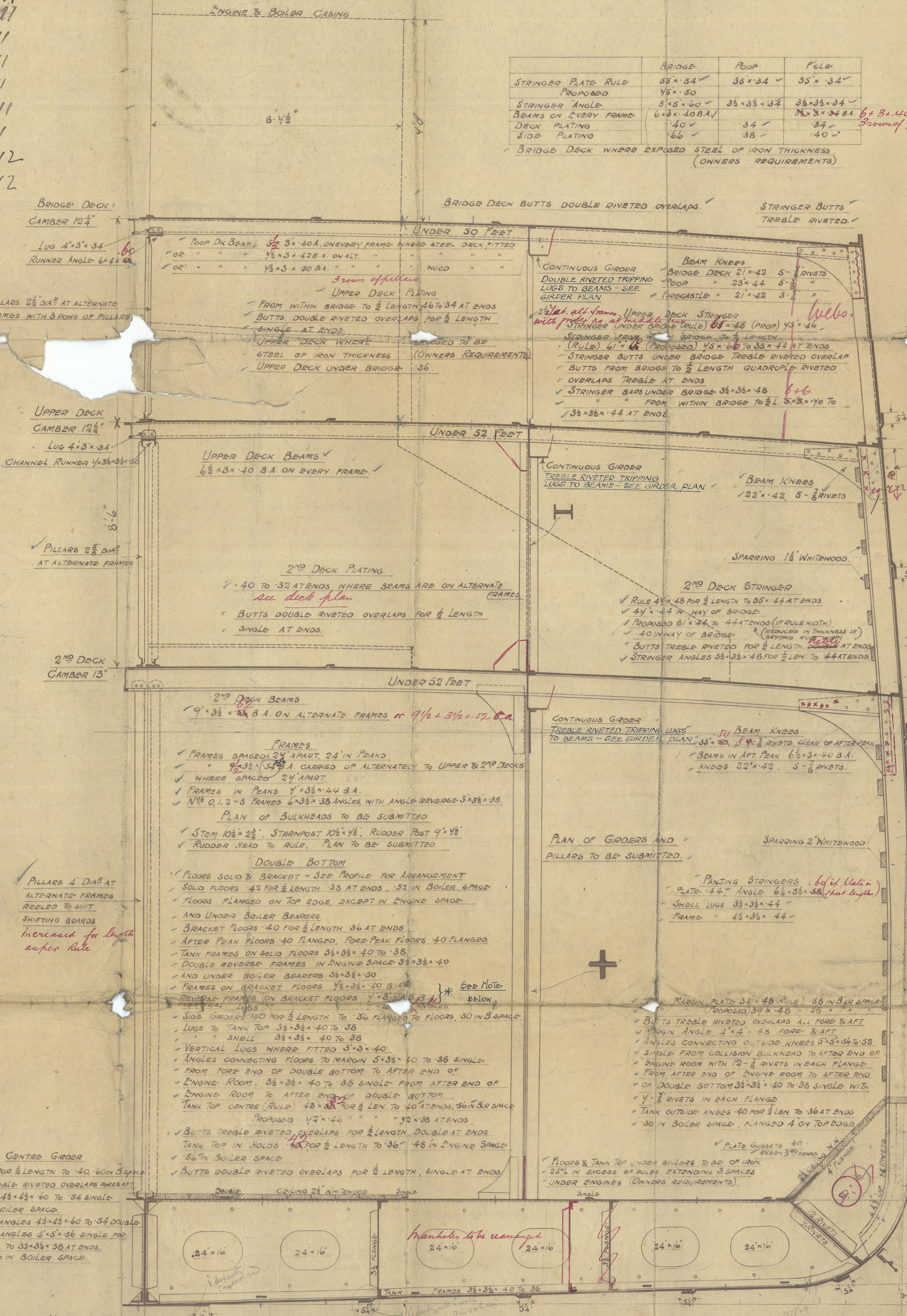
Butts treble riveted overlaps fore & aft.

F STRAKE IN

66 for 1/2 length to 44' at ends.

Butts quadruple riveted overlaps for 1/2 length, treble at ends.

BILGE KEEL
SULS PLATE 10" x 44"
ANGLE 5" x 3 1/2" x 40"



Sketch of bracket floors.
* BUILD ANGLE FRAMES & REVERSE FRAMES REDUCED .04" WHERE SPAN BETWEEN GIRDERS REDUCED 1 FOOT.
Sketch to be submitted.

1/2 length to 44' at ends.
30.79
34.00
111.16
7.00
104.16

Frame 1855 Rules 6

1/2 length to 44' at ends.

1/2 length to 44' at ends.

1/2 length to 44' at ends.

1/2 length to 44' at ends.

1/2 length to 44' at ends.

1/2 length to 44' at ends.

1/2 length to 44' at ends.

1/2 length to 44' at ends.

1/2 length to 44' at ends.

1/2 length to 44' at ends.

1/2 length to 44' at ends.

1/2 length to 44' at ends.

1/2 length to 44' at ends.

1/2 length to 44' at ends.

1/2 length to 44' at ends.

1/2 length to 44' at ends.

1/2 length to 44' at ends.

1/2 length to 44' at ends.

1/2 length to 44' at ends.

1/2 length to 44' at ends.

1/2 length to 44' at ends.

1/2 length to 44' at ends.

1/2 length to 44' at ends.

1/2 length to 44' at ends.

1/2 length to 44' at ends.

1/2 length to 44' at ends.

1/2 length to 44' at ends.

1/2 length to 44' at ends.

1/2 length to 44' at ends.

1/2 length to 44' at ends.

1/2 length to 44' at ends.

1/2 length to 44' at ends.

1/2 length to 44' at ends.

1/2 length to 44' at ends.

1/2 length to 44' at ends.

1/2 length to 44' at ends.

1/2 length to 44' at ends.

1/2 length to 44' at ends.

1/2 length to 44' at ends.

1/2 length to 44' at ends.

1/2 length to 44' at ends.

1/2 length to 44' at ends.

1/2 length to 44' at ends.

1/2 length to 44' at ends.

1/2 length to 44' at ends.

1/2 length to 44' at ends.

1/2 length to 44' at ends.

1/2 length to 44' at ends.

1/2 length to 44' at ends.

1/2 length to 44' at ends.

1/2 length to 44' at ends.

1/2 length to 44' at ends.

1/2 length to 44' at ends.

1/2 length to 44' at ends.

1/2 length to 44' at ends.

1/2 length to 44' at ends.

1/2 length to 44' at ends.

1/2 length to 44' at ends.

1/2 length to 44' at ends.

1/2 length to 44' at ends.

1/2 length to 44' at ends.

1/2 length to 44' at ends.

1/2 length to 44' at ends.

1/2 length to 44' at ends.

1/2 length to 44' at ends.

1/2 length to 44' at ends.

1/2 length to 44' at ends.

1/2 length to 44' at ends.

1/2 length to 44' at ends.

1/2 length to 44' at ends.

1/2 length to 44' at ends.

1/2 length to 44' at ends.

1/2 length to 44' at ends.

1/2 length to 44' at ends.

1/2 length to 44' at ends.

1/2 length to 44' at ends.

1/2 length to 44' at ends.

1/2 length to 44' at ends.

1/2 length to 44' at ends.

1/2 length to 44' at ends.

1/2 length to 44' at ends.

1/2 length to 44' at ends.

1/2 length to 44' at ends.

1/2 length to 44' at ends.

1/2 length to 44' at ends.

1/2 length to 44' at ends.

1/2 length to 44' at ends.

1/2 length to 44' at ends.

1/2 length to 44' at ends.


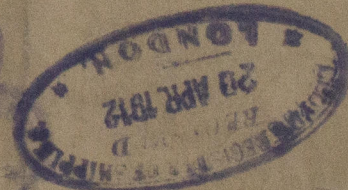










1/2 length to 44' at ends.

1/2 length to 44' at ends.

1/2 length to 44' at ends.

3 APR 1911

191



S.S. FRIMLEY

NEWCASTLE-ON-TYNE.

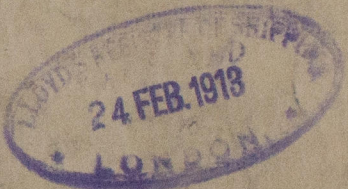



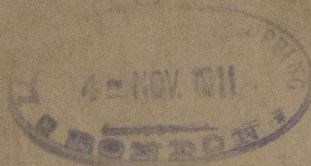
Report no. 64919

W632-0115

Northumbria and No 191 & 208

Midship Section

Full House



7 x 2 1/2
80 x 2 3/8

Fig. 25
14.62

Faint handwritten text


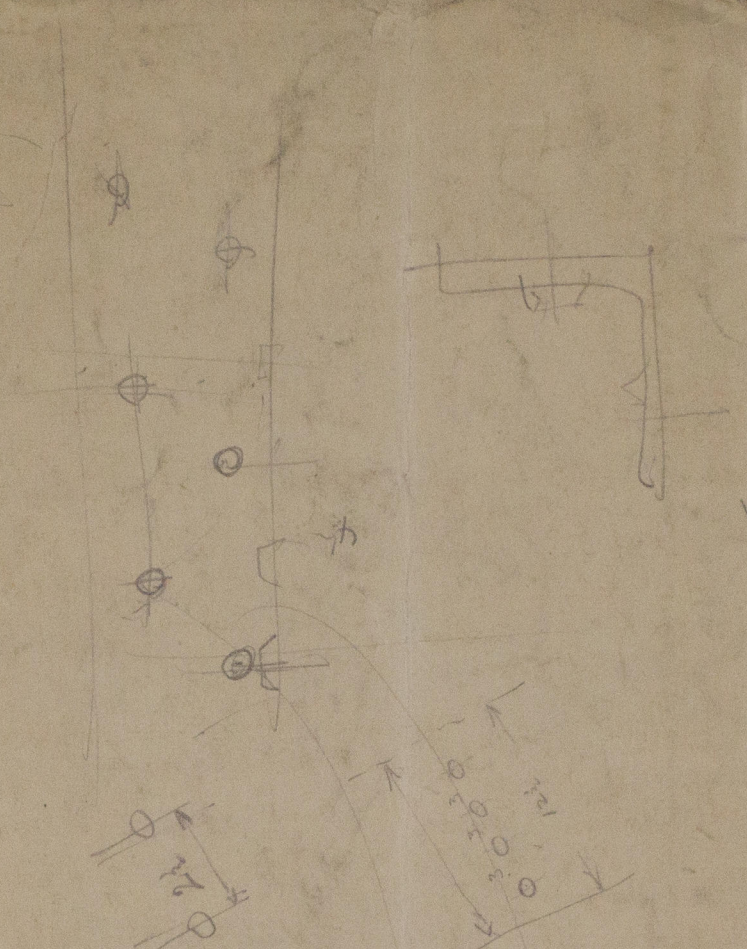

28.12

5/6

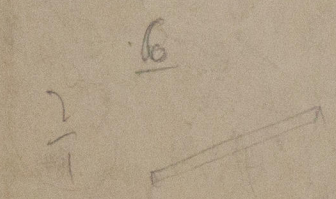
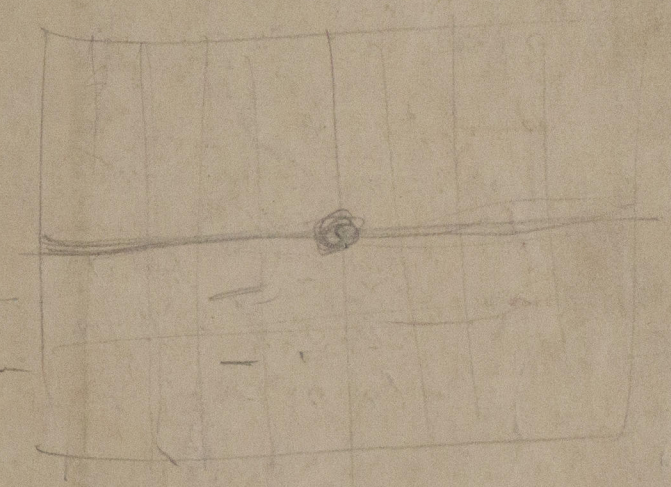
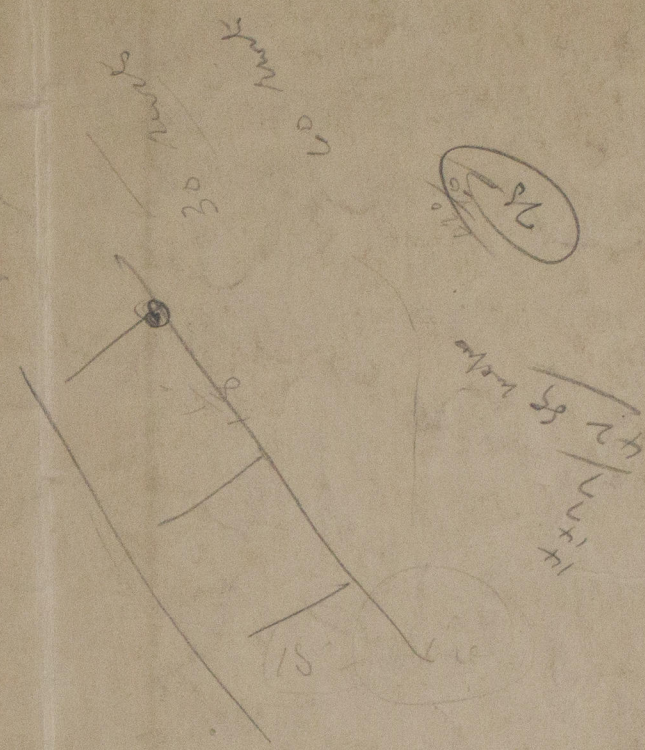
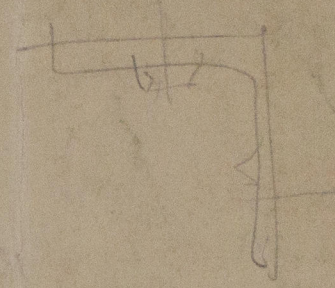


© 2020

Lloyd's Register Foundation




18
42
193
69



© 2020

Lloyd's Register
Foundation

5110-289M



© 2020

Lloyd's Register
Foundation