


S.S. "CALDER"

STOWAGE PLAN on APRIL 17th 1931


DIMENSIONS. 240'-0" B.P. x 34'-0" MLD. x 16'-4" MLD.

SCALE 1/8" = 1 FOOT

TOTAL CARGO ON UPPER DECK 200.187 TONS
TOTAL CARGO BELOW UPPER DECK 760.569 TONS
TOTAL CARGO 960.756 TONS




UPPER DECK




REMARKS

HATCHES N°1, 2, 3 AND 4 COVERED WITH TARPULIN COVERS.
PORTABLE LIFT BOARDS BETWEEN PECK AND BRIDGE.
PLACES COVERED WITH TARPULIN COVERS AND BATTENS
HAILED COVERS COVERS AT THE FORWARD END OF HULL
OPENING.



HOLD



J. S. "Calder."

Stowage of cargo.



© 2020

Lloyd's Register
Foundation

W615-0226