
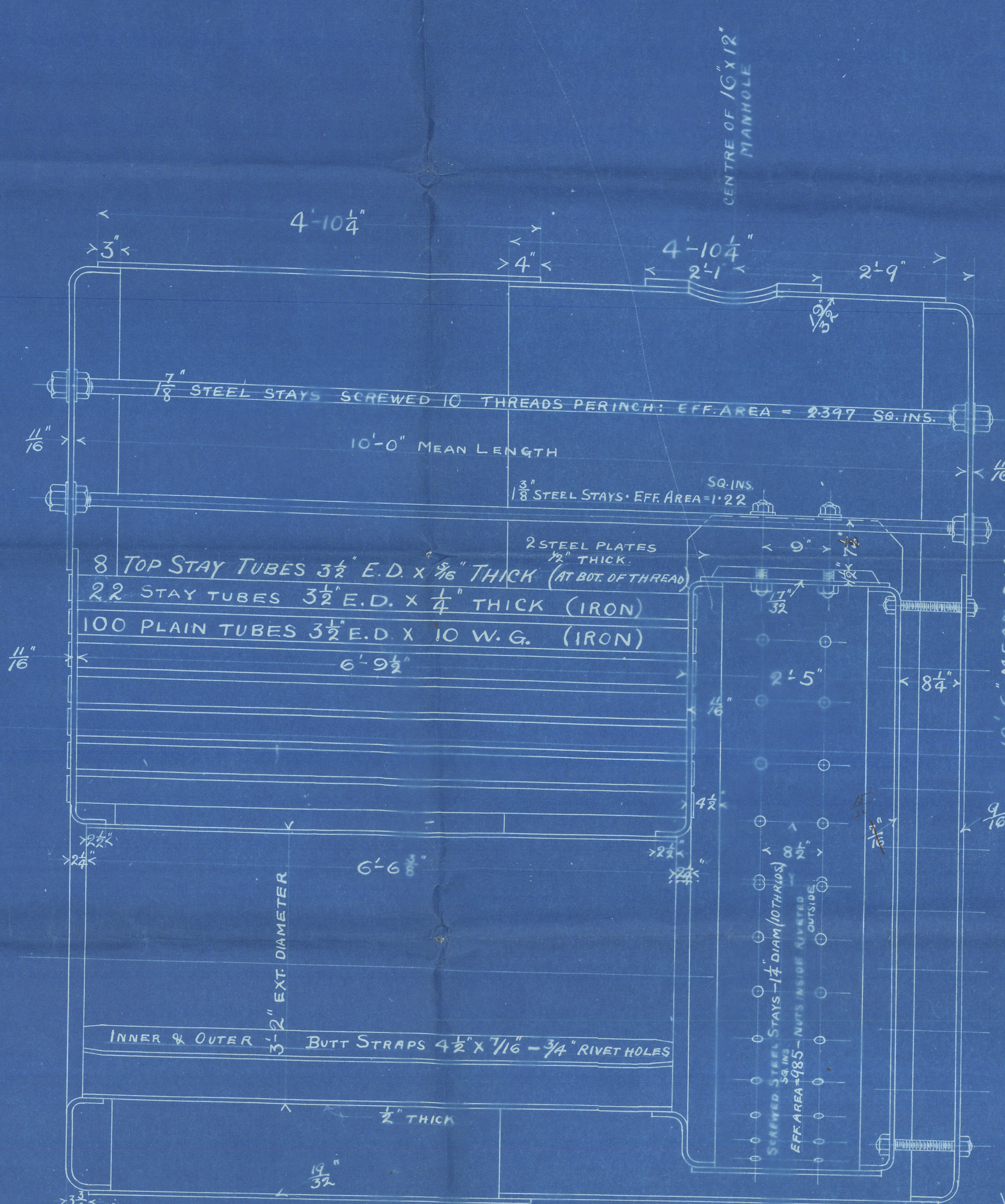



22. 4. 02



SHELL PLATES: 19/32 THICK - RIVET HOLES 7/8" DIAM.  
 PERCENTAGE STRENGTH OF JOINT = 73.58% PLATE SECTION  
 76% RIVET SECTION  
 TENSILE STRENGTH OF SHELL PLATES 29 TO 32 TNS.  
 ALL PARTS ARE STEEL EXCEPT TUBES.



19. 4. 1902



WINCH BOILERS NOS 236-7

SCALE: 1 IN. = 1 FOOT

TO PASS LLOYD'S SURVEY FOR 90 LBS. WORK. PRES.



Mull. Shoe Donkey Berlin  
No. 236-7


by

Rankin & Blackmore  
for

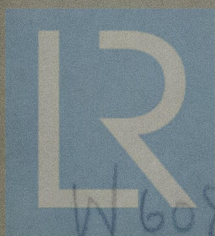
Russell & Co. No. 486-8 & Co.

90th Working Pressure

Lloyd's Register of Shipping  
London  
Bremen  
Bischof No. 20925



RETAILED



© 2021

Lloyd's Register  
W608 Foundation