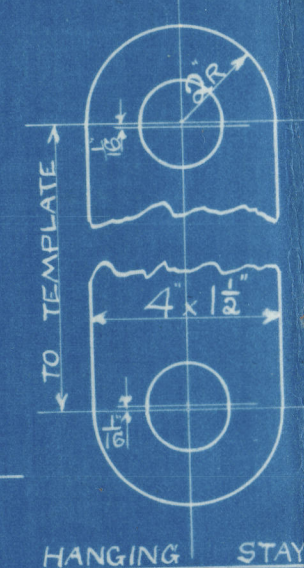
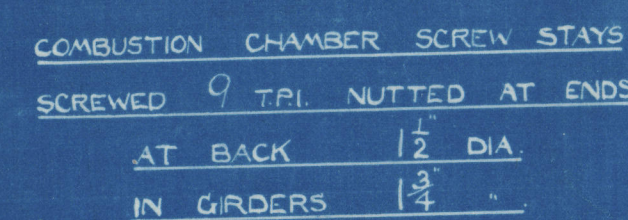


SCALE 1" = 1 FOOT




HOLES OVALLED TO
ALLOW FOR EXPANSION
PINS $\frac{3}{4}$ DIA.

STEEL MAINSTAYS 2" DIA. SWELLED AT BOTH
ENDS TO 2 1/4" DIA. SCREWED 6 T.P.I.



RIGHT HAND BOILER SHOWN



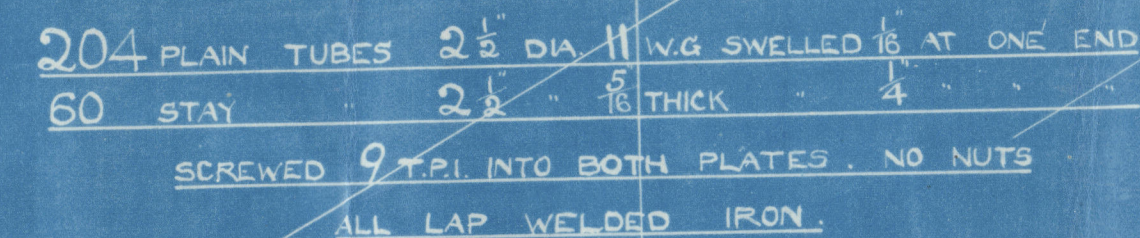
SCALE OF RIVETING $1\frac{1}{2}$ = FOOT.

SHELL RIVETING IN TOP AND
BOTTOM TIERS 15" 16 HOLES

SPECIFICATION OF MATERIALS

SHELLS, COMP^g RINGS GIRDERS, HANGING & MAINSTAYS 28-32 TONS

BALANCE OF PLATES, RIVETS & SCREW STAYS 26-30 "



TUBE HEATING SURFACE	850	sq ft
PLATE	150	sq ft
TOTAL	1000	sq ft

Messrs Riley Bros

Vertical Boilers

5706/7

8'-6" dia x 17'-0" high

120 lbs w. P

For

Workman, Clark & Co. Ltd

Ship

No. 490.

5706 - 7
No. 6548
LLOYD'S TEST.
230 lbs.
W.P. 120 lbs.
20.6.27 P.T.B.

No.
LLOYD'S TEST.
 lbs.

M.V. "BERMUDA"

BEL. 9872.

~~S.S.~~

MDB. RPT. No. 12959.



© 2020

Lloyd's Register
W606-0064