

PLAN OF GEARING.

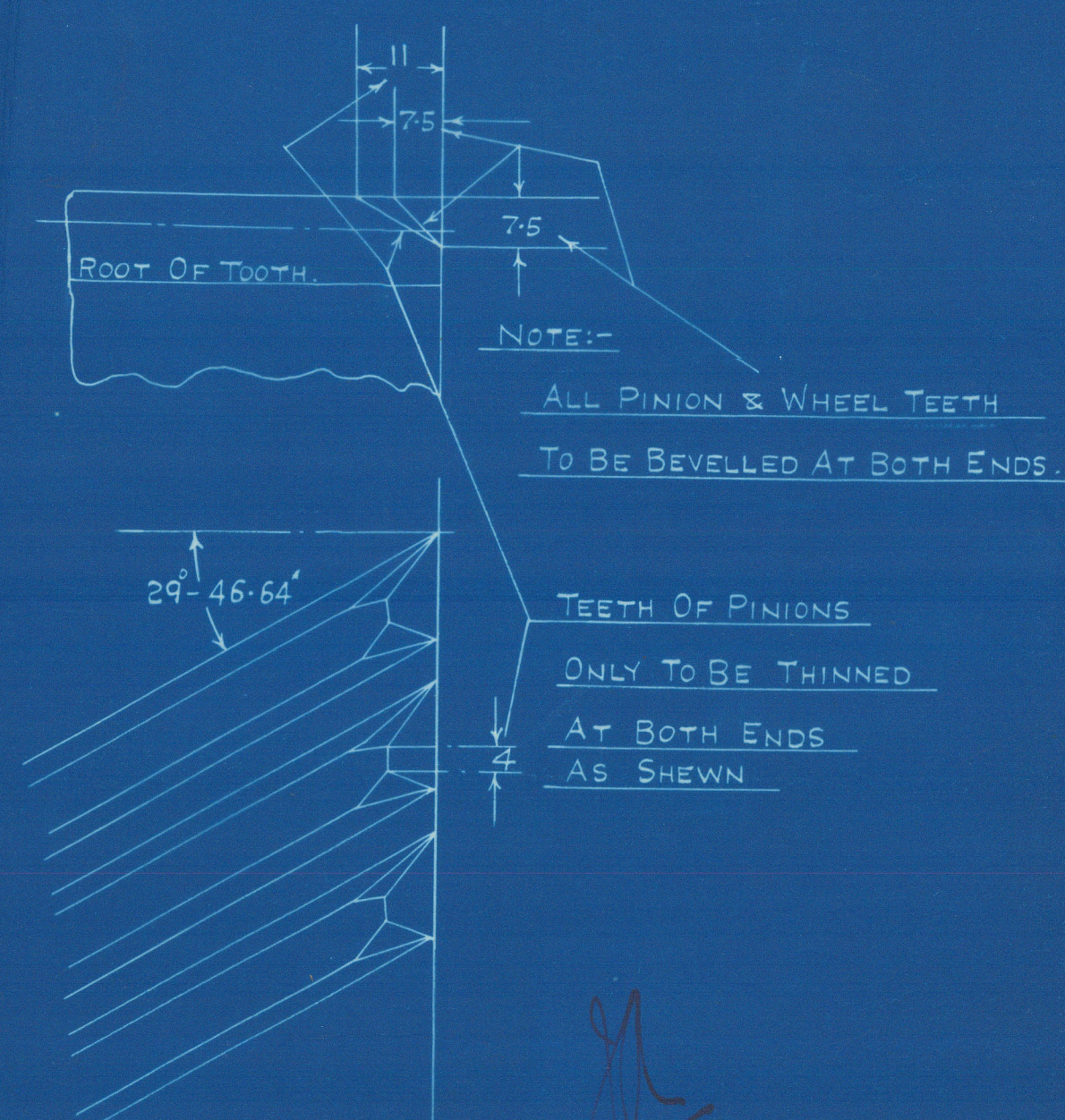
PARTICULARS OF GEARING.

	1 ST REDUCTION		2 ND REDUCTION	
	PINION	WHEEL	PINION	WHEEL
NR. OF TEETH.	44	336	91	424
P.C. DIAMETER.	238.946	1824.682	494.185	2302.574
DIA. OVER TEETH.	248.370	1834.105	503.609	2311.997
CIRCUMFERENTIAL PITCH.	5.430565 π	5.430565 π	5.430565 π	5.430565 π
HELICAL ANGLE.	29°-46'-64"	29°-46'-64"	29°-46'-64"	29°-46'-64"
FACE WIDTH.	310	310	685	685
NUMBER OFF.	ONE	ONE	ONE	ONE

NOTE:- DIMENSIONS GIVEN IN MILLIMETRES.


END VIEW OF 2ND RED^N WHEEL

LOOKING FOR



ARRANGEMENT OF GEARING FOR BAUER-WACH INSTALLATION.

ORDER N° B.W.8. B.W.8. B.W.8. B.W.8.



SKETCH N° 14 B.W.8.



W603-0177

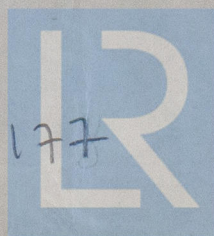
S. S. City of Cambridge
NEWCASTLE ON TYNE

Report No. 85231

Quarry for BW L P Trestles

RETAIN

W603-0177



© 2020

Lloyd's Register
Foundation