



258.05

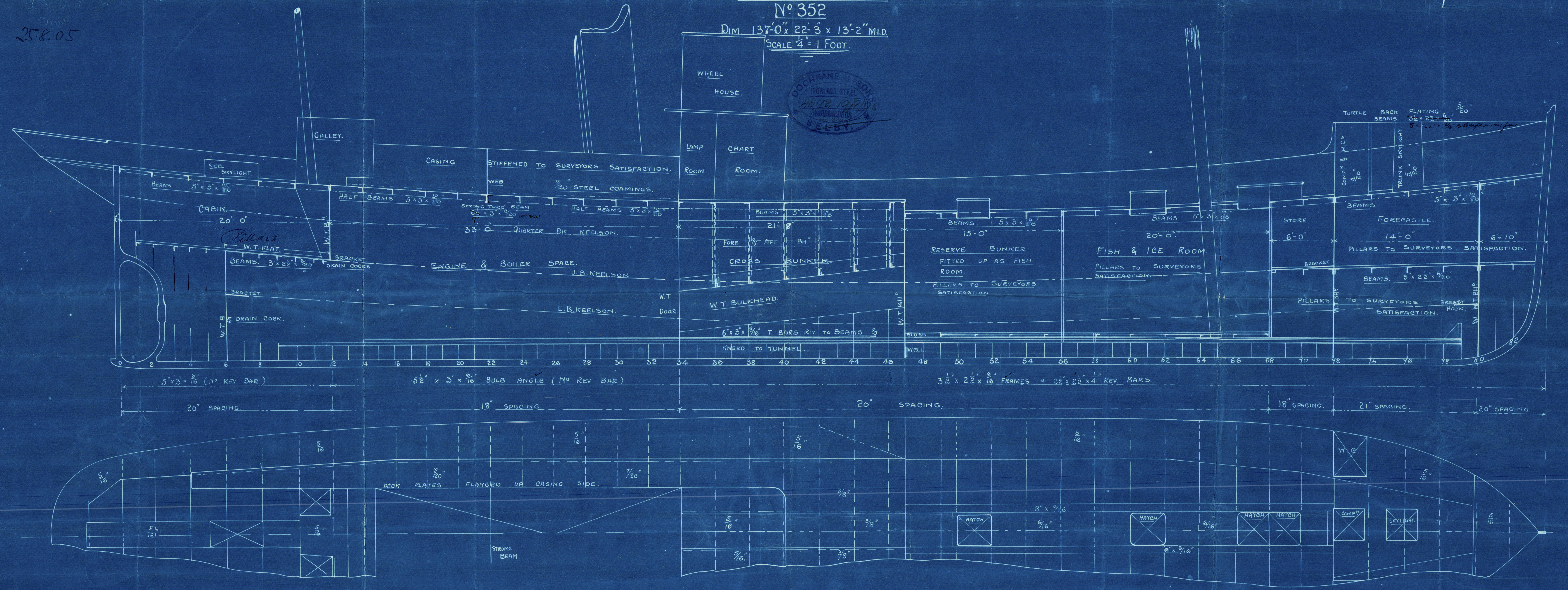

PROFILE & DECK PLAN

STEEL SCREW TRAWLER.

Nº 352

Dim. 137'-0" x 22'-3" x 13'-2" MLD.

SCALE 1/4" = 1 FOOT.



258.05




W593-0010

Cochrane & Sons.

N^o 352.

Profile & Deck plan



s/s 'Eske'

Hull Report No. 149497

RETAIN



© 2020

Lloyd's Register
Foundation