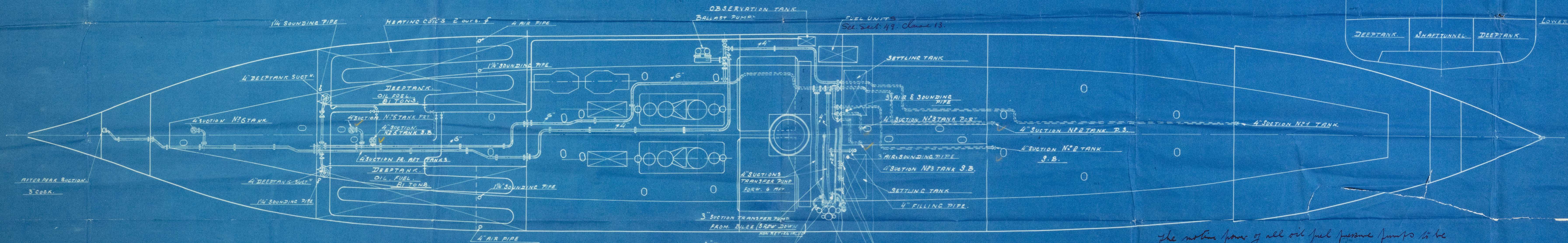



ARRANGEMENT OF TANK SUCTIONS AND HEATING COILS.

S/S. BALTARA.

SCALE 1/8" = 10'

CROSS SECTION DEEPTANKS.



The motive power of all oil fuel pressure pumps to be controlled as per Sect. 49, clause 17.


27/10/24

ALL BALLAST VALVES SCREW LIFT
ALL LEAD PIPES IN STROKE-HOLD AND DOUBLE
BOTTOM TO BE ALTERED IN W.I. AND C.I.
7. PIECES TO BE FITTED WHERE NECESSARY.

HEATING COILS
STEAM TO COILS 1" INSIDE. COPPER
" FROM " 1 1/4" WROUGHT IRON.
COILS IN ALL TANKS 2" OUTSIDE SEAMLESS STEEL
1 1/4" COILS ROUND SUCTIONS.

THE FLASH POINT OF THE OIL TO BE
ABOVE 150°F AND THE REMAINING
REQUIREMENTS OF SECTION 49 OF
THE RULES TO BE COMPLIED WITH.

TRANSFERPUMP
8" x 7" x 18"



SOUNDING PIPES
IN TUNNELS TO HAVE SELF SHUTTING
TEST COCKS.

TO LLOYD'S AND BOARD OF TRADE'S REQUIREMENTS.

(P)

Enclosure for Lloyds

Lloyd

RECEIVED
JAN 11 1892



© 2021

Lloyd's Register
Foundation

W592-0128