

# Hensburg No 275 s.s. "Hanau"

## Dimensions

Length-----384.0  
 Breadth-----50.8  
 Depth, Rule-----28.10  
 " " moulded-----27.9

## Scale 1/8"

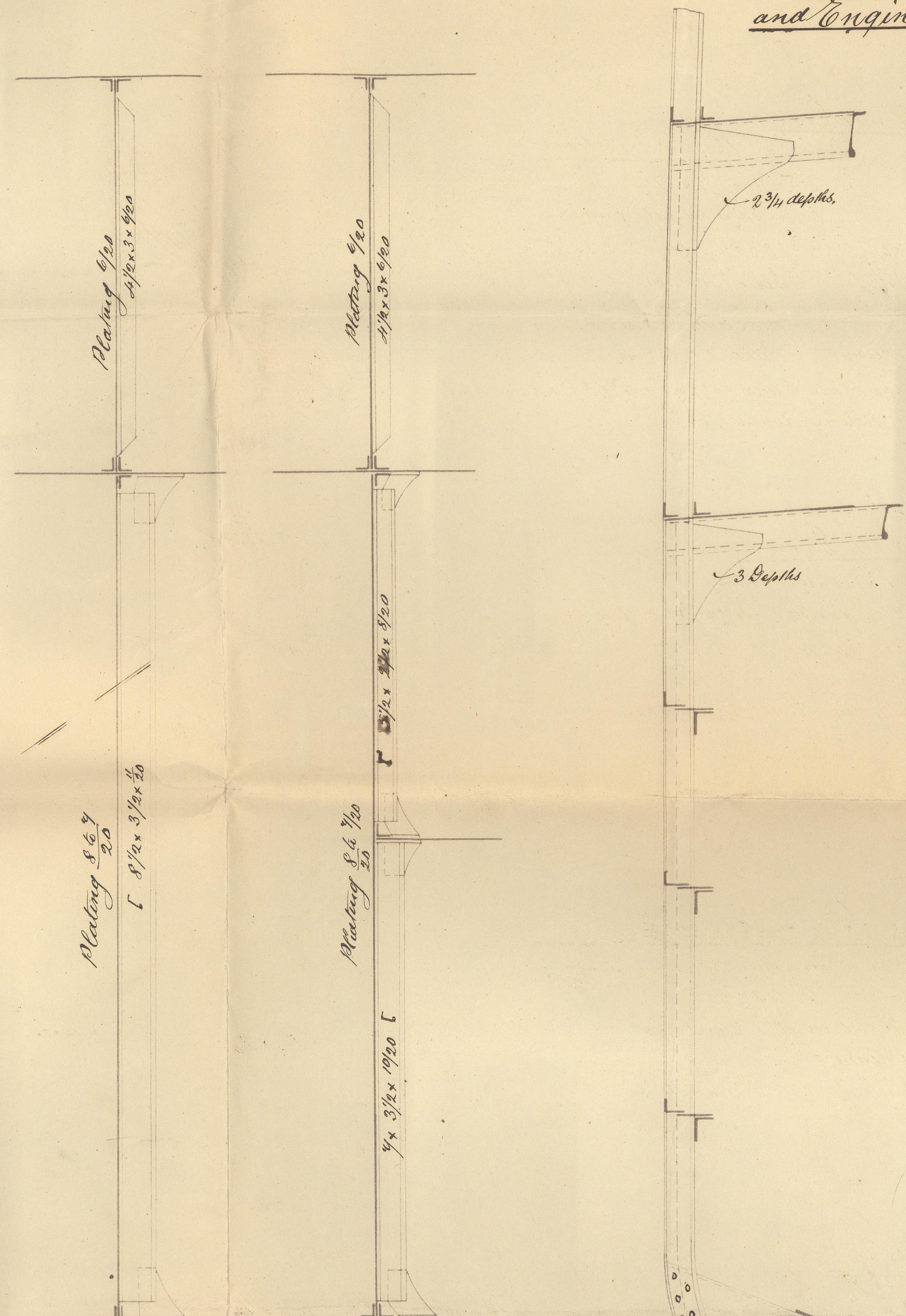
## Class, 100 A1, Three deck Rule

Half breadth-----25.33  
 Rule depth-----28.52  
 Half girth-----50.50  
 small Number 104.65  
 Length-----384  
 large Number 37830  
 Length to Breadth-----7.61  
 " " Depth upper to 13.43  
 " " " middle-----18.52

## Equipment Number 45800 y

2 Boilers Stockless-----61.0 cut  
 1 " " "-----32.0 "  
 1 Steam/incl Stock-----18.0 "  
 1 Hedge-----9.0 "  
 270 fathoms, steel link cable-----2 3/4  
 90 " " " steel wire-----4 3/4  
 120 " " " "-----4 7/8  
 180 " " " "-----2 3/4  
 180 " " " "-----2 7/8

## Holds No 2, 4, 5 and Engine & Boilerspaces



## Frames Spacing 26 1/2 inches

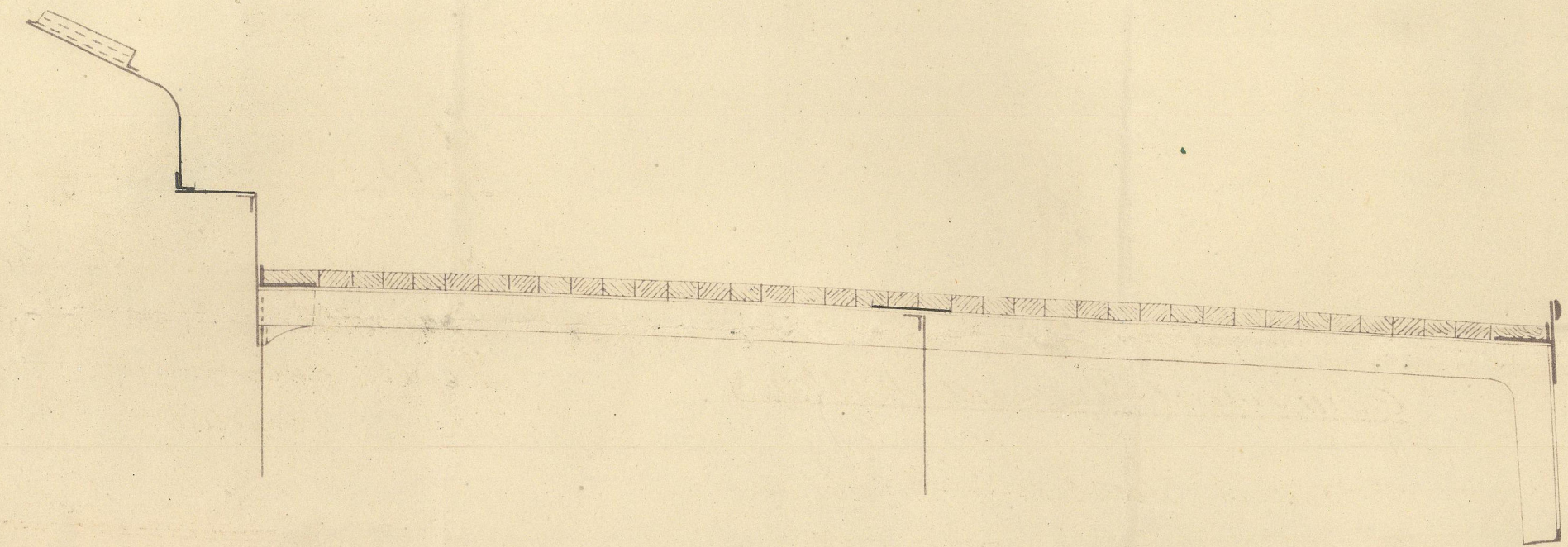
" " F 7 x 3 1/2 x 1/2 to 7/20  
 Reverse angles 1 x 1 1/2 x 7/20 extending to  
 middle deck in Holds 2, 4, 5 & E & B Spaces  
 Frame bottoms 1 x 7/8 x 3/4 x 7/20  
 " at Bulkheads, Single 6 x 6 x 7/20  
 Bulkhead plating 3/20 to 4/20.

## Forgings

Stem, 11 7/8 x 3/4  
 Propeller post 11 7/8 x 7/8  
 Rudder " 11 7/8 x 6 3/4  
 Rudder stock 9 1/2 diam. Plate 2/20

## Cellular Double Bottom

Centre Binder 15 x 1 1/2 to 1/20  
 " " top angles 1 1/2 x 1 1/2 x 1/20 to 7/20  
 " " bottom " 1 1/2 x 1 1/2 x 1/20 to 1/20  
 Margin plate, 3 3/4 x 1/20 angle 1 x 1 x 1/20  
 Tanktop Middle line Strake 15 x 1/20 to 1/20  
 " " in Engine space 1/20 in Boiler space 1/20  
 " " " Holds 7/20  
 Floors in Engine space 15 x 7/20 in Boiler space 1/20  
 " " Holds flanged 15 x 7/20



## Upper Deck

Beams 7 x 3 x 1/2 on every frame  
 Stringer 3 1/2 x 1/2 to 3 1/2 x 1/20  
 angle 1 1/2 x 1 1/2 x 1/20  
 Deck steel 7/20 to 7/20  
 Pillars two rows 2 3/4 diam.  
 Riveting, Stringer Butts Quad 1/2 E  
 ends double lapped Deck plating  
 Butts double lapped for 1/2 E.

## Forecastle 4 1/2 ft.

9 x 3 1/2 x 1/20 on alternate frames  
 Stringer 3 1/2 x 1/20  
 " " angle 3 1/2 x 3 1/2 x 1/20  
 Deck steel 7/20 wood sheathed 5 x 3  
 Pillars two rows 2 3/4 diam.  
 Riveting, Butts of Stringer double  
 " " Deck single  
 Forecastle side plating 7/20  
 Butts double edges single lapped

## In Well Upper Deck

Beams 7 x 3 x 1/2 on every frame  
 Stringer plate 6 7/8 x 1/20  
 " " angle 1 1/2 x 1 1/2 x 1/20  
 Steel deck 7/20  
 Pillars two rows 2 3/4 diam.  
 Riveting, Butts of Stringer plate Quad lapped for 1/2 E. double at ends  
 " " " of Deck plating double for 1/2 E. single at ends

## Under Erection

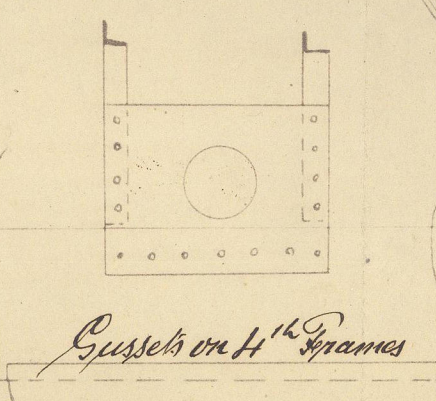
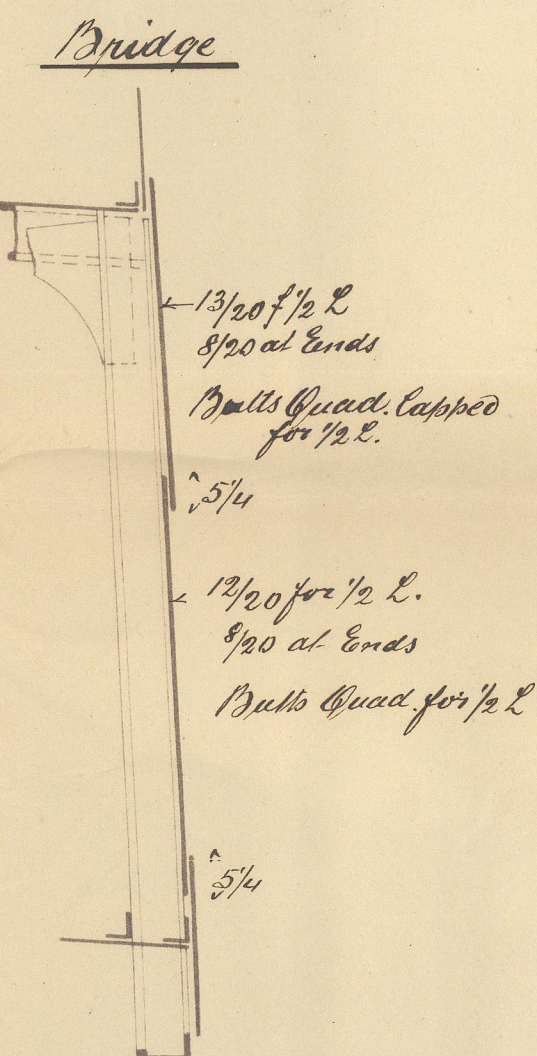
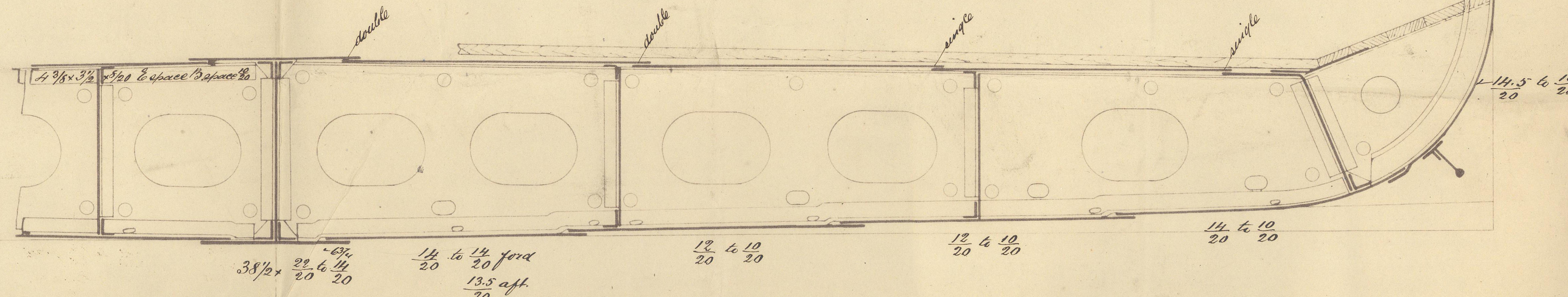
11 x 3 1/2 x 1/20 on alternate frames  
 6 7/8 x 1/20 for 1/2 E. 1 1/2 x 1/20 at ends  
 2 Stringer angles 1 x 1 x 1/20  
 Steel deck 7/20 to 7/20  
 Pillars two rows 2 3/4 diam.  
 Riveting, Butts of Stringer plate Quad lapped for 1/2 E. double at ends

## Middle Deck

Beams 8 x 3 1/2 x 1/20 on every frame  
 Stringer plate 6 7/8 x 1/20 for 1/2 E. 1 1/2 x 1/20 at ends  
 " " angles 1 x 1 x 1/20 to 1/20  
 Steel deck 7/20 for 1/2 E. to 7/20 at ends  
 Pillars two rows 3 1/4 dia at alternate frames

## Lower Deck, Holds 1 and 3

Beams 11 x 6 x 1/20 spaced on alternate frames  
 Stringer plate 5 3/4 x 1/20 to 1 1/2 x 1/20  
 Steel deck 7/20 in No 3 Hold, in No 1 Hold 20 x 7/20 Wood 2 1/2  
 Pillars two rows 3 1/4 diam.  
 Riveting Butts of Stringer plate 2 7/20 double





*Flensburg No 245*

*Transverse Section*

*S/S Hanau*

*Han. Rpt. No 9954*



RETAIN



© 2021

Lloyd's Register  
Foundation

W590-0026