

# MIDSHIP SECTION.

DIMENSIONS :- 150-0" x 24-0" x 12-0" M.D.

SCALE  $\frac{1}{2}" = 1$  FOOT.

TO CLASS LLOYD'S 100 A.I.

MAIN DECK NUMERALS.

EQUIPMENT NO.
$$B = 24.$$
$$\underline{B + D \times L} = 5400.$$
$$D = 12.$$
$$84.81 \times 4 = 339.24$$

36 TRAN<sup>3v</sup>-No

QUARTER DECK  $84.81 \times 4 = 339.24$ .

x 150

BRIDGE DECK  $12.83 \times 7.25 \times .75 = 69.78$

5400 LONG - 10-10

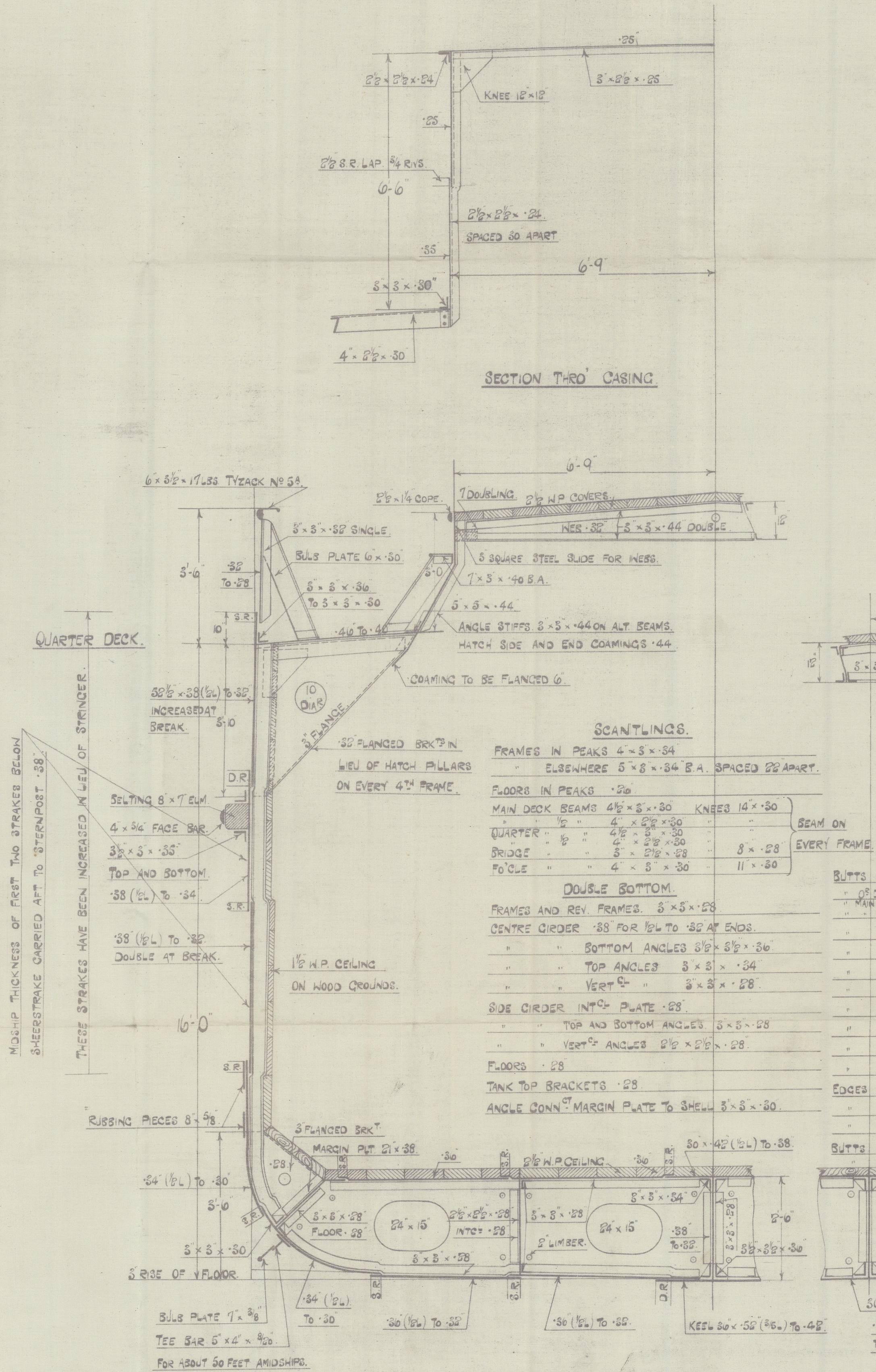
FORECASTLE  $24.85 \times 1.85 \times .75 = 135.12$

6081.14.

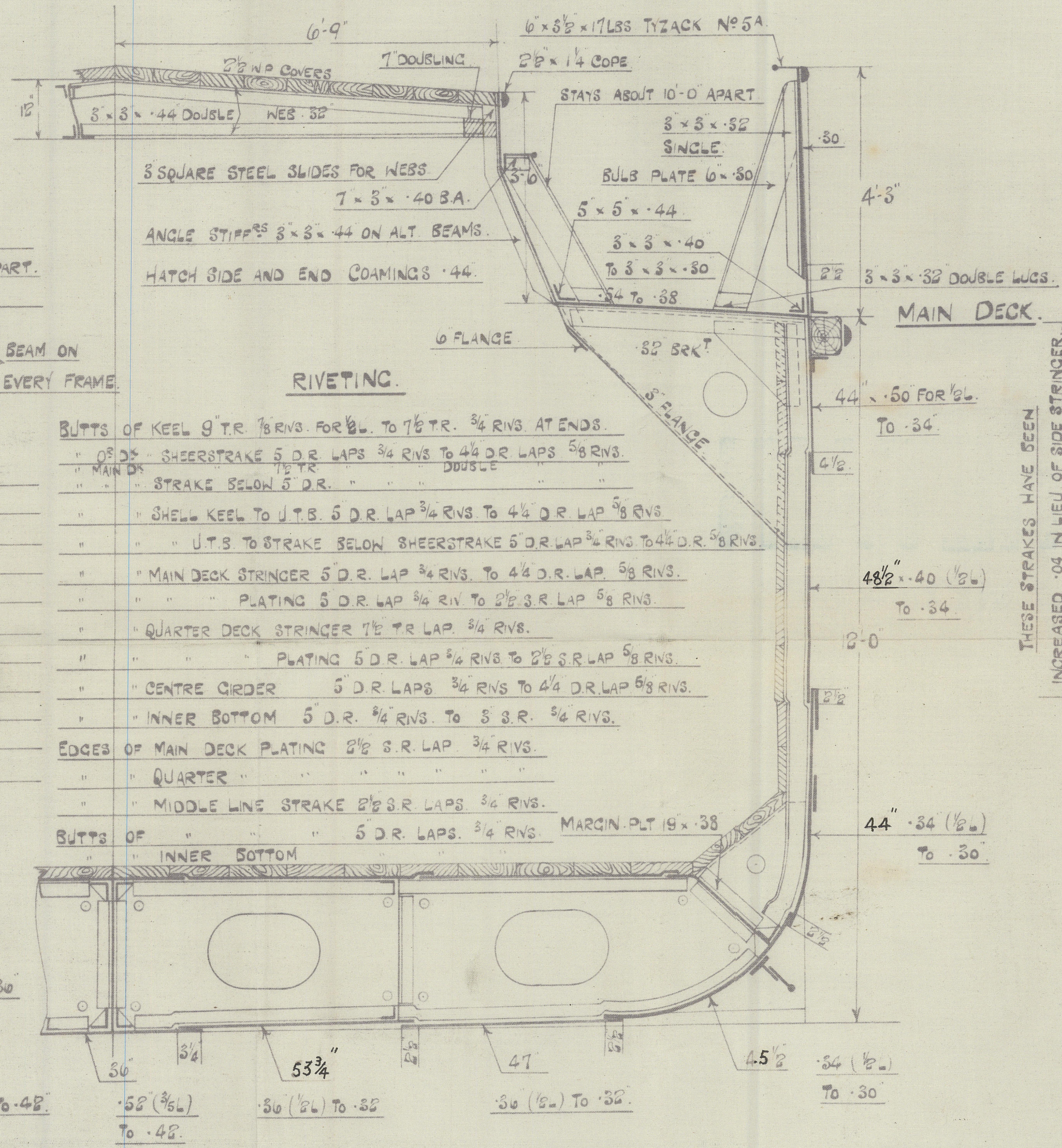
DEPTH  $d = 13.5$ .

DEPTH  $d = 9.5$

9.37.

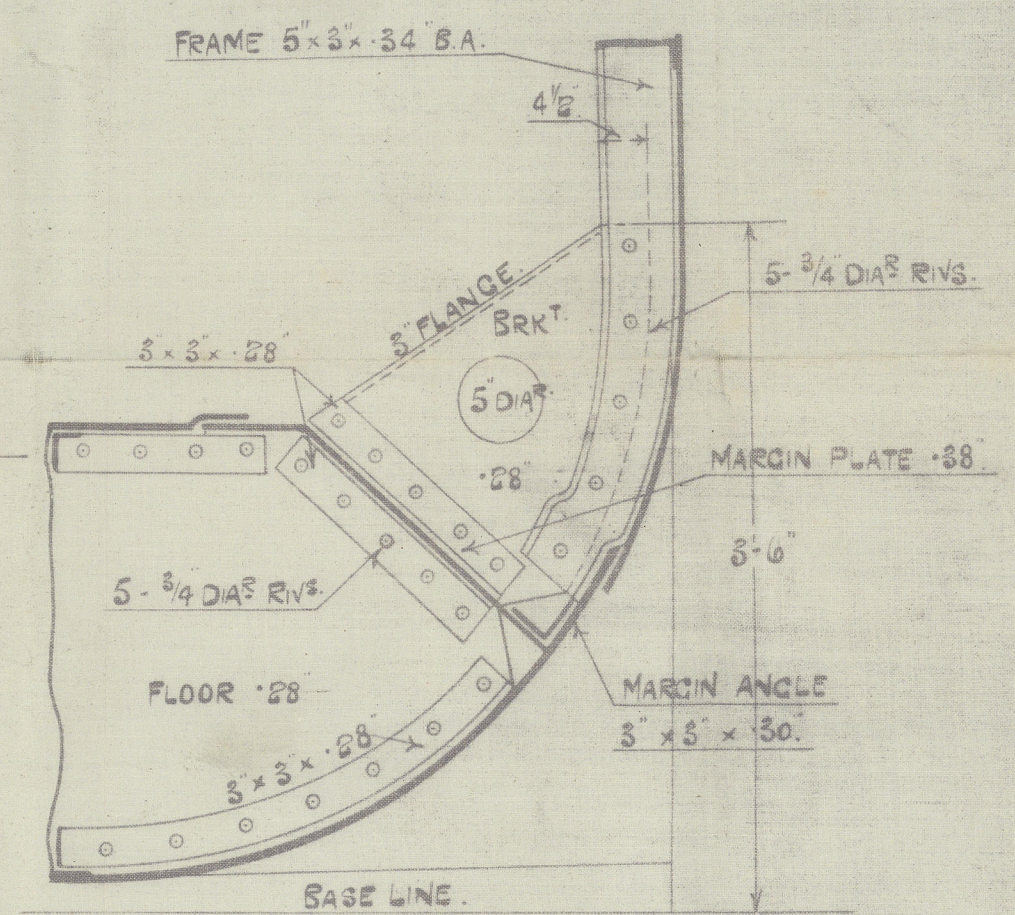
$$\frac{1}{5} = 12.5$$


SECTION THRO BOILER FLOOR.



SECTION THRO TANK MARGIN BRACKET.


SCALE 1" = 1 FOOT.

EQUIPMENT.

2	BONER ANCHORS	10 1/4 CENTS EACH	} COLLECTIVE NEGAT
1	"	8 1/4 "	
1	STEAM	3 1/2 "	
1	KEDGE	1 1/2 "	
165	FATHOMS	1 1/2 STD CHAIN CABLE.	
60	"	2 1/4 STEEL WIRE	
15	"	5 1/2 " (TOWLINE.)	
95	"	5 1/2 HANSEY. (MANILUA)	

FORCINGS.

STEM.	$6 \times 1\frac{5}{8}$
PROPELLER POST.	$6 \times 3\frac{1}{2}$
RIDDER "	$5\frac{3}{4} \times 3\frac{1}{2}$





Bow. McLACHLAN & Co.

MIDSHIP SECTION

Nº 391.

"CULMORE."

*as built*

GLASGOW REPORT No.

41244.

RETAIN



© 2020

Lloyd's Register  
Foundation

WS80 - 0026