


28-1-05


THICKNESSES.		
SHELL	1 1/2"	STEEL
INNER BUTTSTRAP	1 1/2"	
OUTER	3"	
TOP FRONT & BACK	1 3/16"	
FRONT TUBE PLATE	1"	
BOTTOM BACK	3"	
BACK TUBE PLATE	3"	
FIREBOX BACK	2 1/32"	
TOP & SIDES	3"	
BOTTOM	2 1/32"	
GIRDERS	8 3/8" x 8"	
MANHOLE DOUGLING	1 1/8"	

SURFACES &c.		1 BOILER	2 BOILERS
267 TUBES 3 1/2" EXT. DIA. @ 6.168		1047.7	324.4
FIREBOXES		229.7	458.7
ENDURAGES		131.7	262.7
TOTAL HEATING SURFACE		2007.7	4014.7
GRATE AREA @ 3' x 3' DIA.		53.6	107.2
WATER AREA		126.7	252.7
TUBES		12.07	24.14
STEAM SPACE		239.7	478.7
RATIO GRATE AREA TO HEATING SURFACE			
TUBES			
AREA			
WATER			
STEAM SPACE			
% BOILER ABOVE FIREBOX		31.3	
LENGTH OF FIREBOX		5' 6"	
WEIGHT OF WATER			



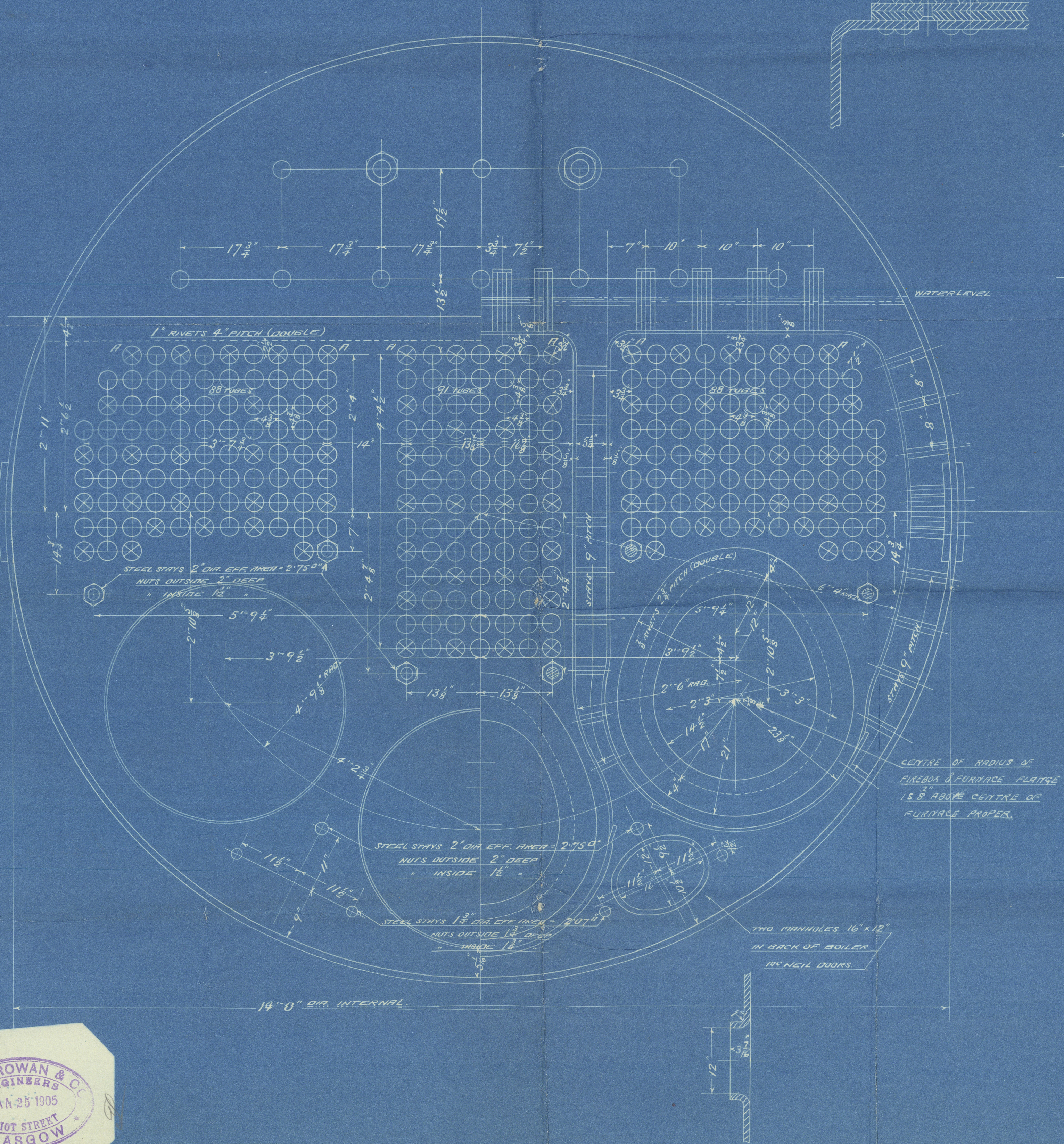


12 PITCHES OF 8 3/8" = 8' 4 1/2"
SCALE 1 1/2" = ONE FOOT

RIVETING			
	LONG. JOINT	BACK END SEAM	FRONT END SEAM
PITCH	6 3/8"	3' 2007"	3' 2007"
DIA. OF HOLES	1 3/16"	1 3/8"	1 3/8"
% PLATE	85.82	62.8	62.8
% RIVET	87.5	52.2	52.2



LIMITS OF TENSILE STRENGTHS	
SHELL & BUTTSTRAPS	28 1/2 to 32 TONS PER SQ. IN.
OTHER PLATES	26 - 30
MAIN STAYS	27 - 32
SCORBY	26 - 30
FURNACES	26 - 30
RIVET BARS	26 - 30



MAIN BOILER
CON. NO. 416

2 OFF
WORKING PRESSURE 180 LBS. PER SQ. IN.
TO LLOYD'S SURVEY
SCALES 1 1/2" = ONE FOOT



From DAVID ROWAN & CO., GLASGOW.


ENCLOSURE

FOR

Household Surveyors


W574-0166½

Messrs D. Rowan & Co's
Blr. 416



"Manx Isles"
fls. nht. no. 23203

RETAIN



© 2021

Lloyd's Register
Foundation

W574-0166