

27.5.09  
18.6.09  
29.6.09

# LONGITUDINAL SECTION & DECK PLANS

S. S. N° 610

DIMS 400' B.P. x 51'10" EXT. x 51'8" MLD x 29'6 1/2" MLD

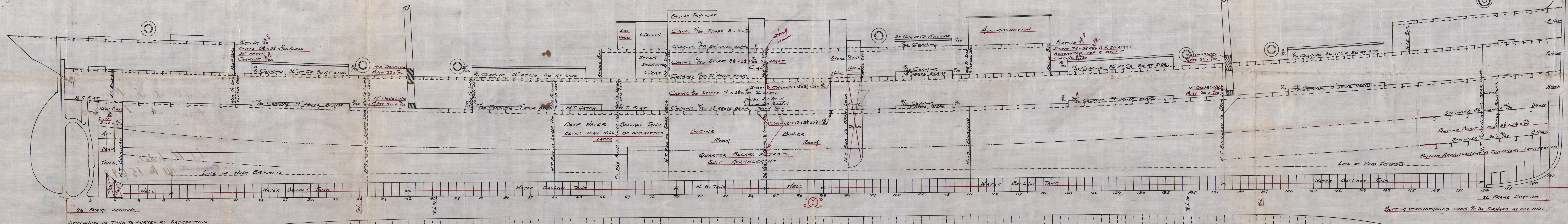
TO CLASS 100 A1 AT LLOYDS SPECIAL SURVEY SPAR DECK RULE

SCALE 1/8" = 1 FOOT.



SHEER FORWARD	130"
" 1/2 L. "	71 1/2"
SHEER AFT	65"
" 1/2 L. "	35 1/2"
UNDER DECK CORPS	UNDER 78"
ROUND OF BEAM	12 1/2"
PLAN OF GIRDERS WILL BE SUBMITTED LATER.	

NOTE: - THE SCANTLINS & DETAILS OF CONSTRUCTION NOTED HEREON ARE SUBMITTED ON THE UNDERSTANDING THAT THEY ARE THE MINIMUM WHICH WILL BE ACCEPTED FOR CLASS AND IF NOT THEY ARE TO BE AMENDED ERRORS & OMISSIONS EXCEPTED



SPAR DECK

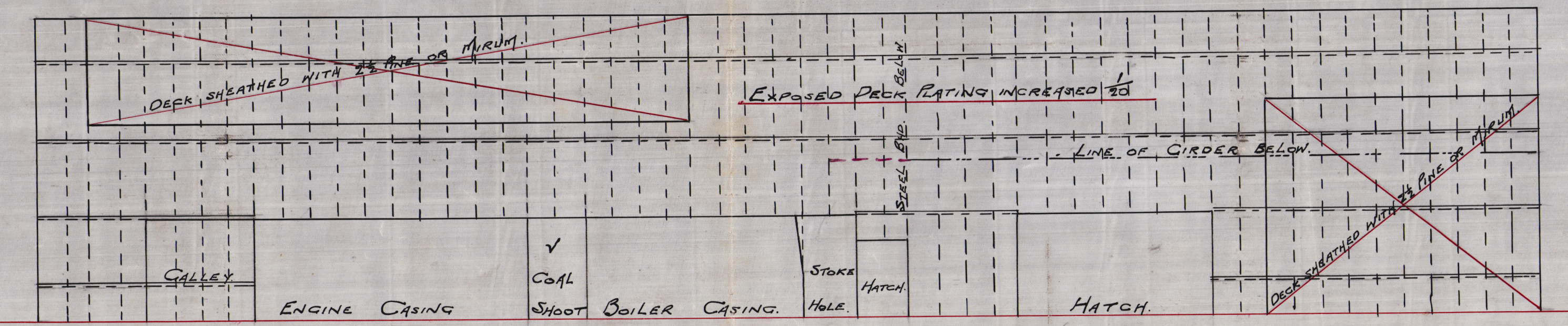
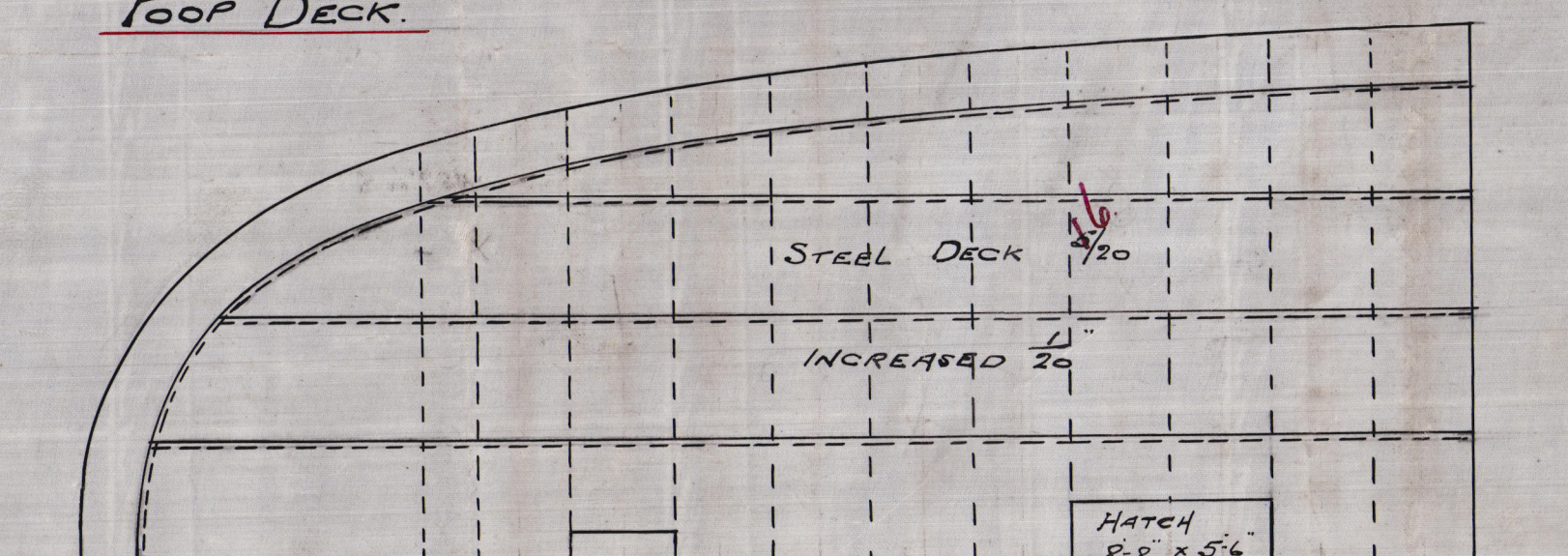
SPAR DECK

LOWER DECK

LOWER DECK

POOP DECK

FORECASTLE DECK



C.B.  
24.5.09



Profile Deck Plan

Russell & Co. S. S. No. 610

S. S. "Hindale"

Greenock M. No. 15699

W573-0033



© 2020

Lloyd's Register  
Foundation