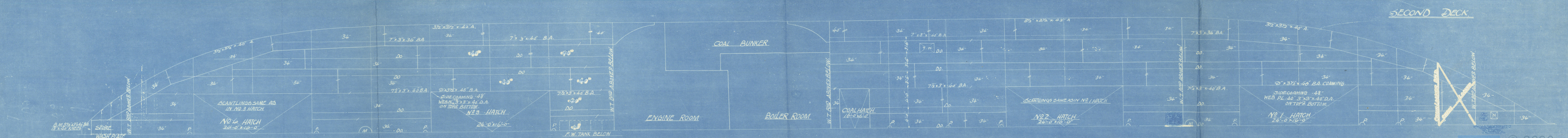




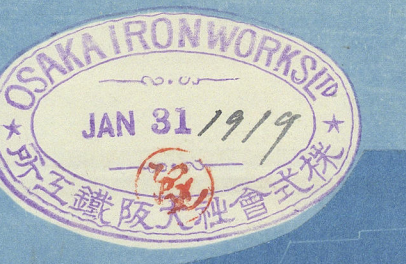


Nº 946 JINSHO MARU

STRUCTURAL ARRANGEMENT

SCALE 1/8 IN TO ONE FT



S.S. "JINSHO MARU"

Profile & Deck Plans.

Accompanying

Kok Report #2442

RETAIN



© 2020

Lloyd's Register
Foundation

W563-0090