

Mr  
23.1.00  
27.1.00

# STEEL BOILERS, FOR SS N° 62.

Boiler Order No 10813  
Jan. 16. 1900

SCALE 1" = 1 FOOT.

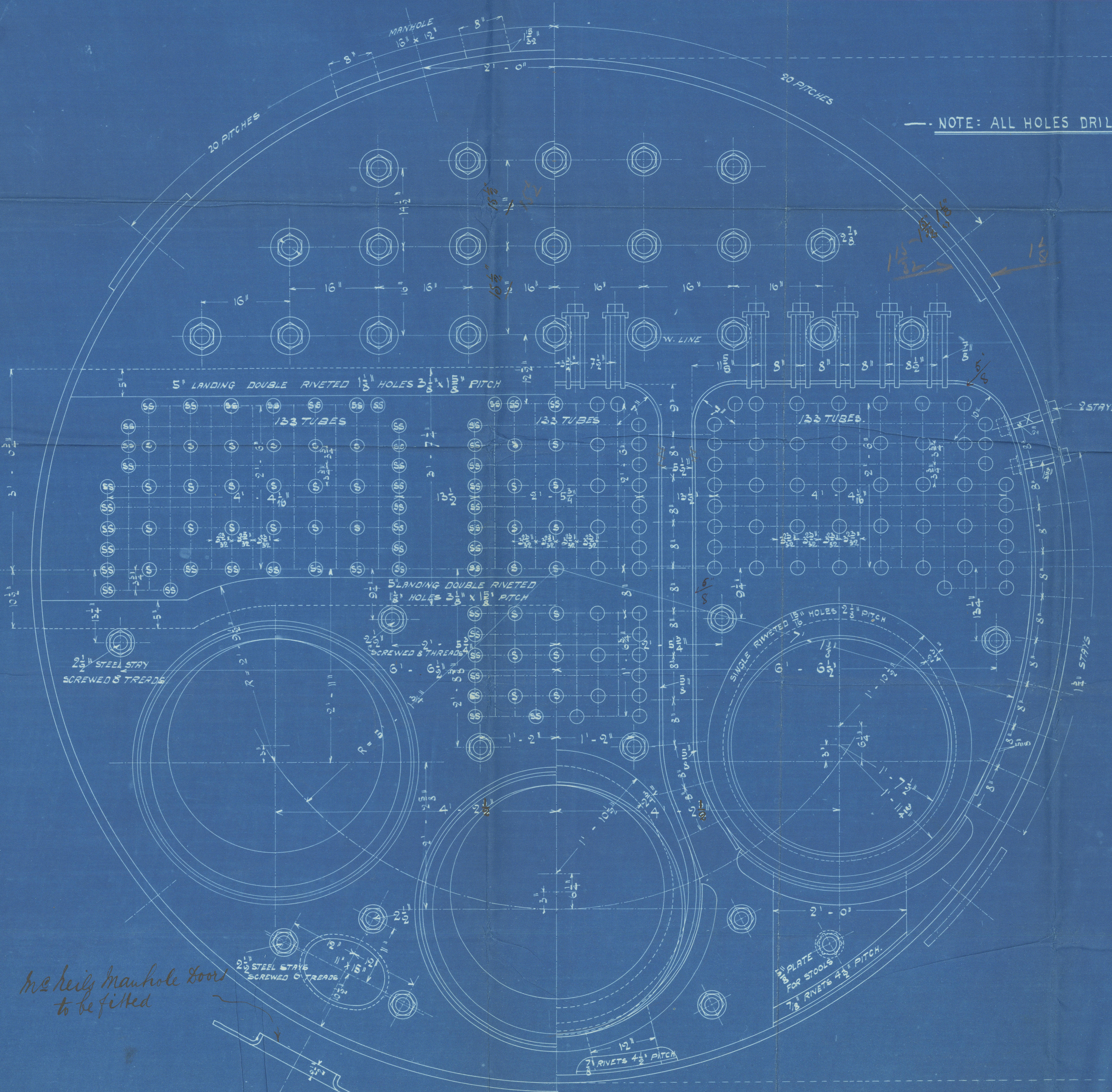
## HEATING SURFACE

	ONE BOILER	THREE BOILERS
300 TUBES 2 1/2" EXT DIAMETER	2132'84" SQUARE FEET	6401'52" SQUARE FEET
1/2 FURNACES	163'29" " "	489'87" " "
3 FIREBOXES INCLUDING BACK TUBE PLATE	266'40" " "	799'9" " "
TOTAL	2563'53" " "	7690'59" " "
LENGTH OF FIREBARS	5' 6"	
GRATE AREA	59'062 SQUARE FEET	77'186 SQUARE FEET
EVAPORATING SURFACE	165'00 " "	485'0 " "
STEAM SPACE	504'00 CUB " "	1512'0 CUB FEET

WORKING PRESSURE 200 LBS. PER SQ. INCH


TEST " 400 " " " "

TO LLOYDS SURVEY.



the hole manhole hole to be filled

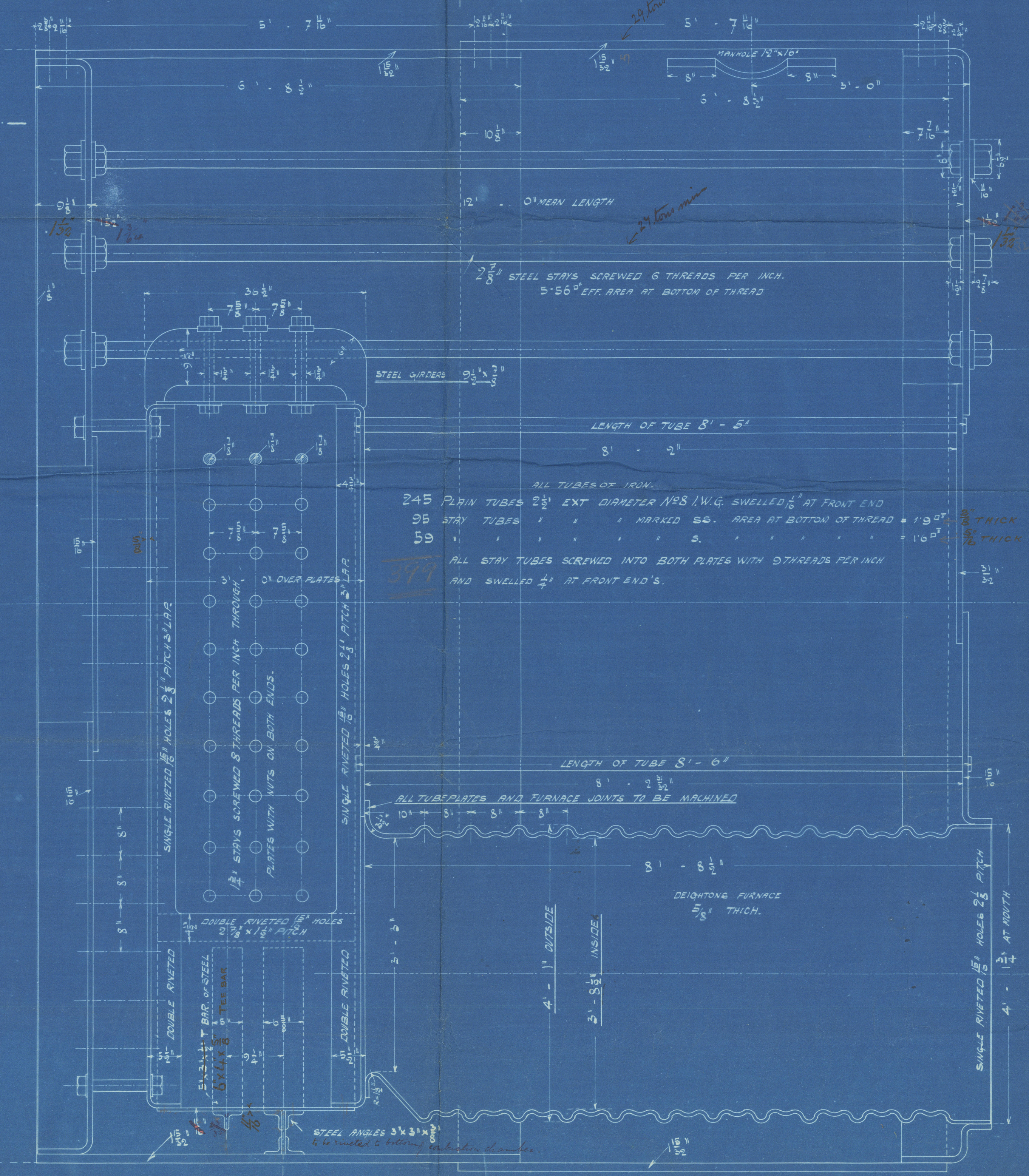
1/4" PITCHES OF 4 1/2" STEEL RIVETS 1/8" DIAMETER FINISHED



LOWER TENSILE STRENGTH OF SHELL PLATES AND BUTT STRAPS 29 TONS. to 28 tons  
" " " MAIN STAYS, SCREW STAYS RIVETS 27 TONS.  
" " " COMBUSTION CHAMBER AND OTHER FLAT PLATES 26 TONS.

## LONGITUDINAL JOINT.

STEEL RIVETS 1/8" DIAMETER FINISHED.  
PITCH 9 1/2" x 3 1/2" AND 4 1/2" x 2 1/2".  
PLATE 3/8" 21.  
RIVETS 3/4".  
PRESSURE BY LLOYD'S RULES 216.876.  
STEEL PLATES & BUTT STR. AT 29 TONS.  
SHELL PLATES 1/8" THICK. INSIDE  
BUTT STRAPS 3/8" x 1 1/2" AND 1/2" double butt strap not less than 1 1/2" thick.  
COVERING PLATES 1/8" THICK. OUTSIDE



THREE OFF THIS



STAYS MARKED ⊗ 3/4" DIAMETER EFF. AREA 2'65"  
" " ⊙ 1/2" " " 2'21"  
" " ○ 1 1/4" " " 1'98"  
ALL STAYS OF STEEL SCREWED 6 THREADS PER INCH NUTS AND WASHER ON BOTH ENDS.

Alfred to Black







Walsund Shipway & Co

108/15

N° 108A

3MB Austrian Lloyd  
s/s "N° 62"



S.S. ....

Newcastle Report

N° 40248

S.S. Austria

Trieste Report

N° 652



© 2019

Lloyd's Register  
Foundation

WS62-0107