

D. 12. 14
28. 12. 14
28. 1. 15

PROFILE & DECK PLANS

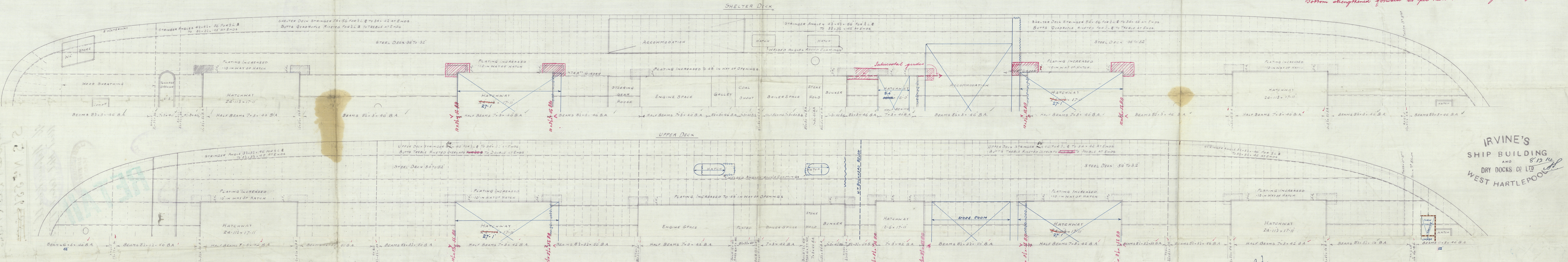
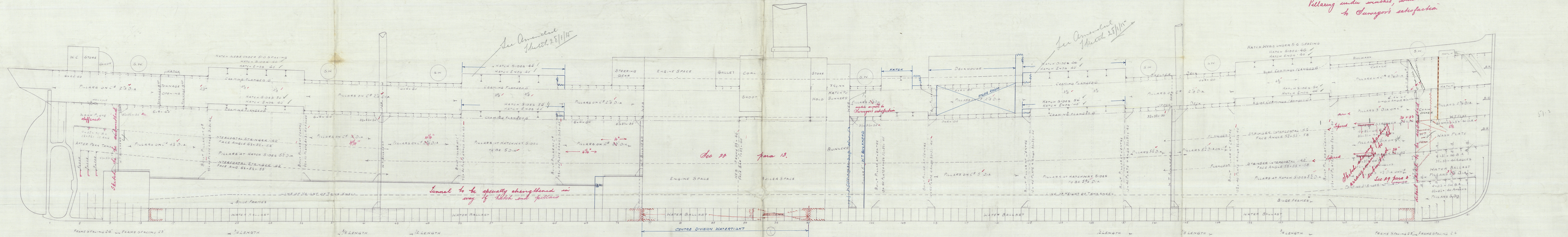
LENGTH B.P. 380'-0"

BREADTH EXT. 51'-6"

DEPTH M^{LD} 26'-3"

SCALE 1/4" = 1' FOOT

CLASS 100 A1. LLOYDS



N^{os} 556 & 7

N^{os} 556 & 7

IRVINE'S
SHIP BUILDING
AND
DRY DOCKS CO. LTD.
WEST HARTLEPOOL

RETAIN
Lloyd's Register
WSS Foundation






Irving S.B. & D.D. Co

Profile & Deck Plans

S.S. N^o 556 ~~557~~

S/S. Wetherickhall

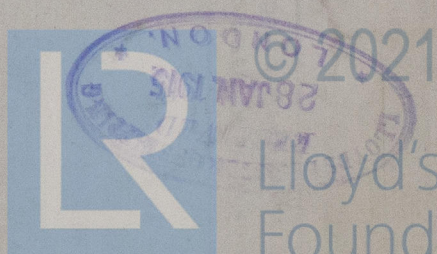
West Htl report 15322



© 2021

Lloyd's Register

WSSF Foundation



Lloyd's Register
Foundation