

MIDSHIP SECTION OF A FREIGHT STEAMER

TO CLASS #100 A LLOYD'S SINGLE DECK STEEL

SCALE: 1/2"=1'00"

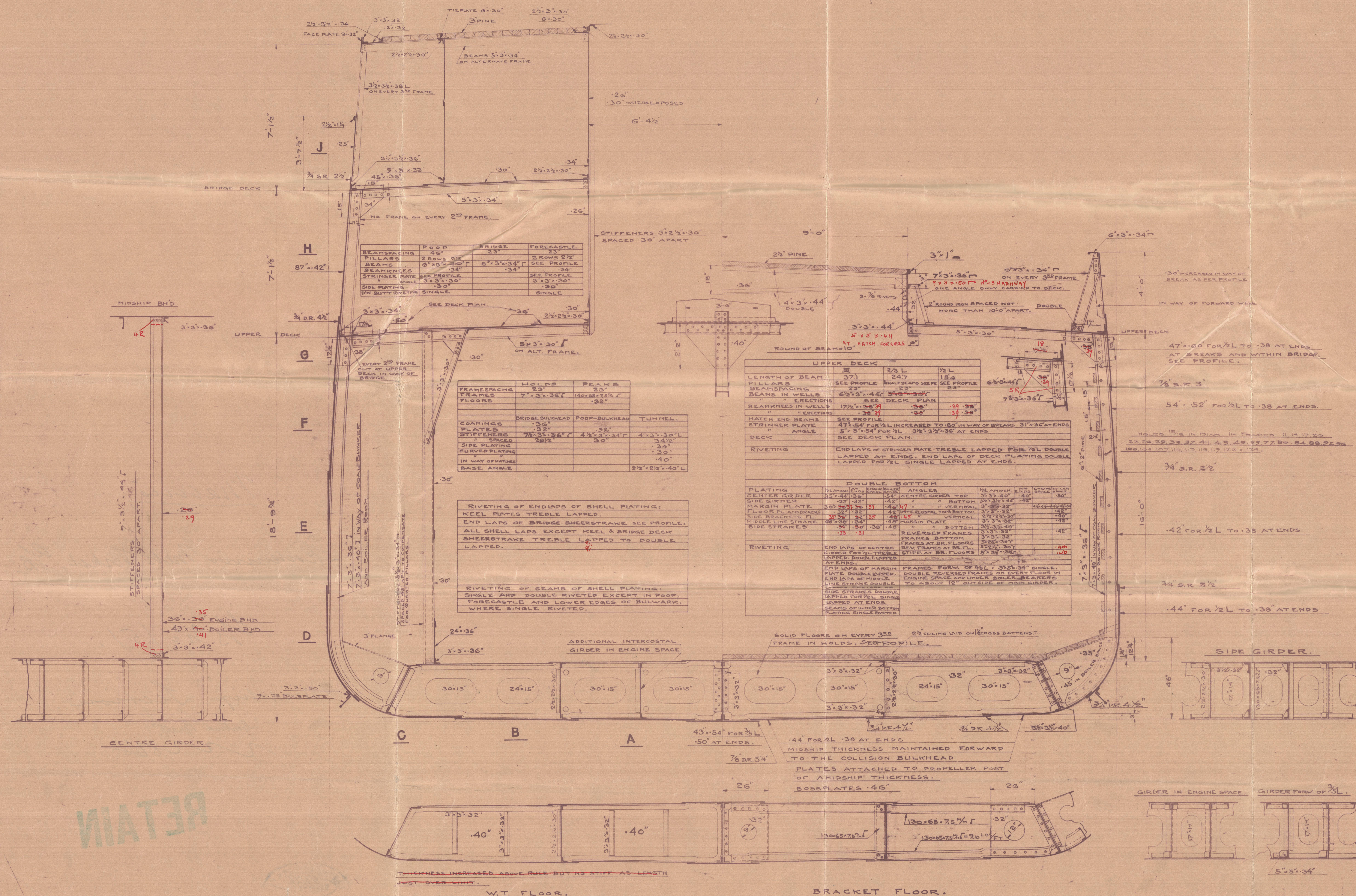
DIMENSIONS.		THE DEPTH	
LENGTH BETWEEN PERPS=L	256'-0"	D	= 18.81
BREADTH MOULDED =B	38'-2"	L x D	= 4.816
DEPTH MOULDED TO UPPER DECK=D	18'-9 1/4"	L x (B+D)	= 14.587
" " " BRIDGE " =D	25'-11 1/4"	L/D	= 13.6
HEIGHT FROM MARGIN PLATE		d	= 16.0
TO UPPER DECK AT SIDE	16'-0"	L/D ₁	= 9.9
THE PROPORTIONS			

ERECTOR'S 43%

UNDER DECK: L x (B+D) = 14.587
POOP: 7.08 x 17.51 = 124.1
BRIDGE: 7.13 x 35.075 = 250.7
FORECASTLE: 7.05 x 25.075 = 176.7
DECKHOUSE: 7.13 x 2.05 = 14.6
NUMERAL = 15.372

EQUIPMENT.	
2 BOWER ANCHORS STOCKLESS	33 CWT'S EACH
1 " " " " " "	20 " " "
1 " " " " " "	8 1/2 " " "
240 FATHOMS 1 1/8" STUD CHAIN CABLE OF A	
MINIMUM WEIGHT =	344 3/4 CWT'S

75 FATHOMS 1 1/4" STREAM CHAIN OR 4" STEEL WIRE
90 " " " " " " " "
2 HAWSERS 90 FATHOMS OF 6" HEMP OR 2 1/4" STEEL WIRE
2 WARPS 90 " " " " " " " "



8.7.
9-3-26.



1510
1510 25

5/151

MIDSHIP SECTION

1/2"=1'-0"

©2021 Lloyd's Register Foundation

WATER

W548-0225

Malmo

Röckums Met. Verket. AB.

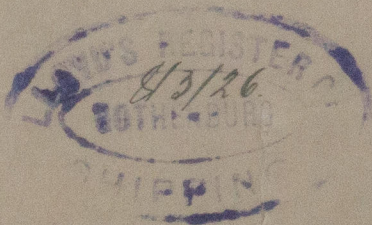
Ls n^o 151.

Midship Section.

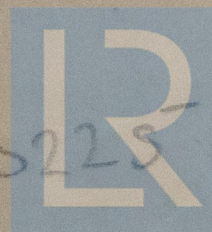
"Gertrud Bratt"

CEL. BOX NO 846

RETAIN



W548-0225



© 2021

Lloyd's Register
Foundation