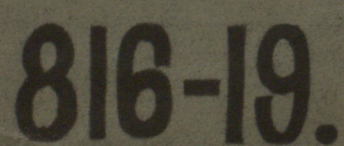


Scale  $\frac{1}{2}$  = one foot

77. <sup>68.</sup> 76 to 76  
Quadruple overlaps for  $\frac{1}{2}$  Length  
Treble + Double at End.



	Butt Riveting				Edge Riveting			
Plate	Width	ℓ	B	Ends	Distance	ℓ	End	
A.	47"	15	Quad.	1" double	1"	6"	1"	6"
B.	71½"	¾"		¾"	¾"	5½"	¾"	5½"
C.	"	"	"	"	"	"	"	"
D.	"	"	"	"	"	"	"	"
E.	"	"	"	"	"	"	"	"
F.	68"	"	"	"	"	8"	"	45"
G.	69"	double	¾"	"	"	"	"	"
H.	"	"	"	"	"	"	"	"
I.	"	"	"	"	"	"	"	"
K.	"	"	"	"	"	"	"	"
L.	68"	"	"	"	"	"	"	"
M.	77"	1 Quad.		double & double				

Note:- Floors on alternate frames except where required Rules.

W. GRAY & CO. LIMITED  
WEST WARTLEPOOL

816-19.



Misship Section

W. Gray & Co.

No. 876 - 879

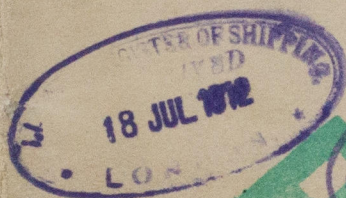

No. "Batjan"

Repl. Report No 14545

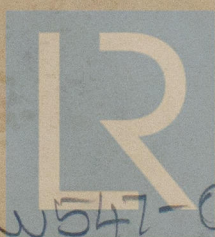
---

S.S. "Batjan"

Repl. Report No. 14605



RECEIVED



© 2021

Lloyd's Register  
Foundation

W547-0059