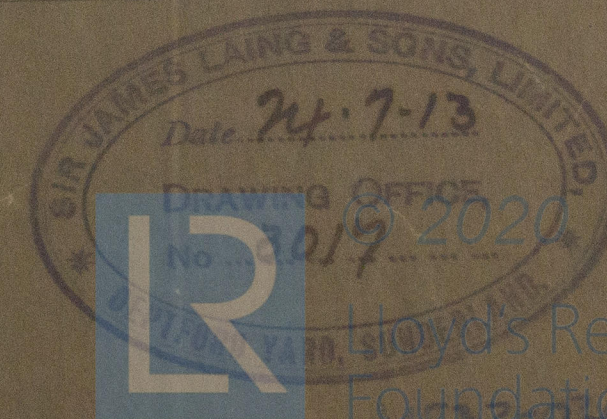




S/S LOCCELLUM

DISPLACEMENT & TONS PER INCH CURVES



Lloyd's Register
Foundation



DISPOSALMENT 8 10

$\frac{2}{2}$ Loc

1000 8x



© 2020

Lloyd's Register
Foundation

WS37-0208