

Lloyds Surveyors.
Hull.

W535-0200 1/2

INSIDE OF TUBES 257
LENGTH OF DO 7'-0" BETWEEN PLATES
DIAR OF DO 3 1/2 AREA THRO TUBES 13.2 sq
HEATING SURFACE IN TUBES 164.7
TOTAL HEATING SURFACE 2108 sq
FIRE BAR SURFACE 5'-6" BARS
DIAR OF SAFETY VALVES
CUBIC FEET OF STEAM SPACE
WORKING PRESSURE 200 LBS LLOYDS

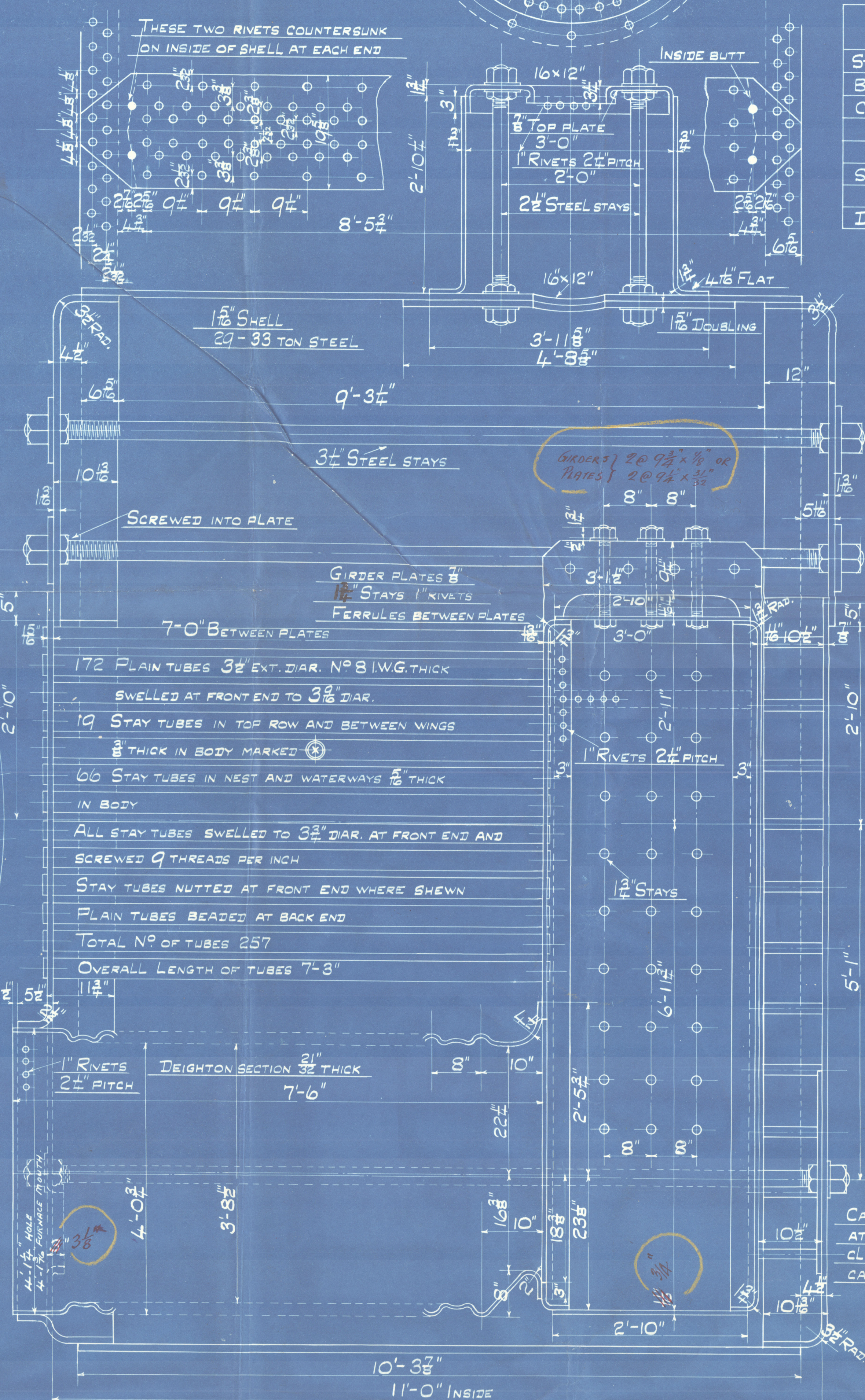

CIRCUMFERENTIAL SEAMS 4 1/8" PITCH
9/16 PLATE 67.4 9/16 RIVET 4.3
LONGITUDINAL SEAMS 9 1/4" PITCH
9/16 PLATE 85.4 9/16 RIVET 8.6.8
INSIDE BUTTS 1 1/8" THICK
OUTSIDE BUTTS 1" THICK
ALL RIVET HOLES IN SHELL 1 1/8" RIVETS 1 1/8"

16-1 1/2" RIVETS
18-1 1/2" RIVETS
2-7" CIRCLE
44-1 1/8" RIVETS
3-7 1/2" CIRCLE
16-1 1/2" RIVETS
4-4 1/4" CIRCLE
10 1/4" PITCH

SINGLE RIVETED LAP
1" RIVETS 2 1/4" PITCH 1 1/2" HOLES
9/16 PLATE 5 1/4 9/16
9/16 RIVET 4.3 9/16

NOTE:- ALL PLATES RIVETS AND STAYS OF STEEL BY THE SIEMENS MARTIN PROCESS
ALL RIVET HOLES DRILLED THROUGHOUT THE BOILER, THOSE IN SHELL AFTER THE
PLATES ARE BENT
ALL FLANGED PLATES TO BE ANNEALED AFTER THE PLATES ARE BENT
STAYS ARE NOT TO BE WELDED
TUBES ARE OF IRON
THE TENSILE STRENGTH OF SHELL PLATES, BUTT STRAPS AND GIRDER PLATES TO
BE BETWEEN 29 AND 33 TONS PER SQ IN
THE COMBUSTION CHAMBER STAYS ARE SCREWED INTO BOTH PLATES AND FITTED
WITH A NUT AT EACH END
WASHERS ON OUTSIDE OF SHELL ONLY, NONE INSIDE C.C.

STAYS	DIAR.	Nº OF THREADS PER INCH	EFFECTIVE AREA AT BOTTOM OF THREAD
STEAM SPACE STAYS	3 1/4"	6	7.242 sq in
BOTTOM STAYS	3"	6	6.1 "
C.C. STAYS	1 1/2"	9	2.03 "
" "	1 1/8"	9	2.36 "
" "	2"	9	2.71 "
STAY TUBES	3 1/2"	9	2.364 "
" "	3 1/8"	9	2.916 "
DOVE STAYS	2 1/2"	6	4.108 "



10702

STEEL BOILER ORDER Nº 3686.

AMOS & SMITH LTD.
ENGINEERS.
ALBERT DOCK WORKS.
HULL.

Lloyd's Register
DATE:- 13-8-25.
SCALE:- 1" = 1 Foot.

R.

DIAR OF BOILER 15'-0" INSIDE
LENGTH OF D^o 11'-0" INSIDE
NUMBER OF TUBES 257
LENGTH OF D^o 7'-0" BETWEEN PLATES
DIAR OF D^o 3 1/2" AREA THRO TUBES 13.2 sq
HEATING SURFACE IN TUBES 164.7
TOTAL HEATING SURFACE 2108 sq
FIRE BAR SURFACE 5'-6" BARS
DIAR OF SAFETY VALVES
CUBIC FEET OF STEAM SPACE
WORKING PRESSURE 200 LBS LLOYDS

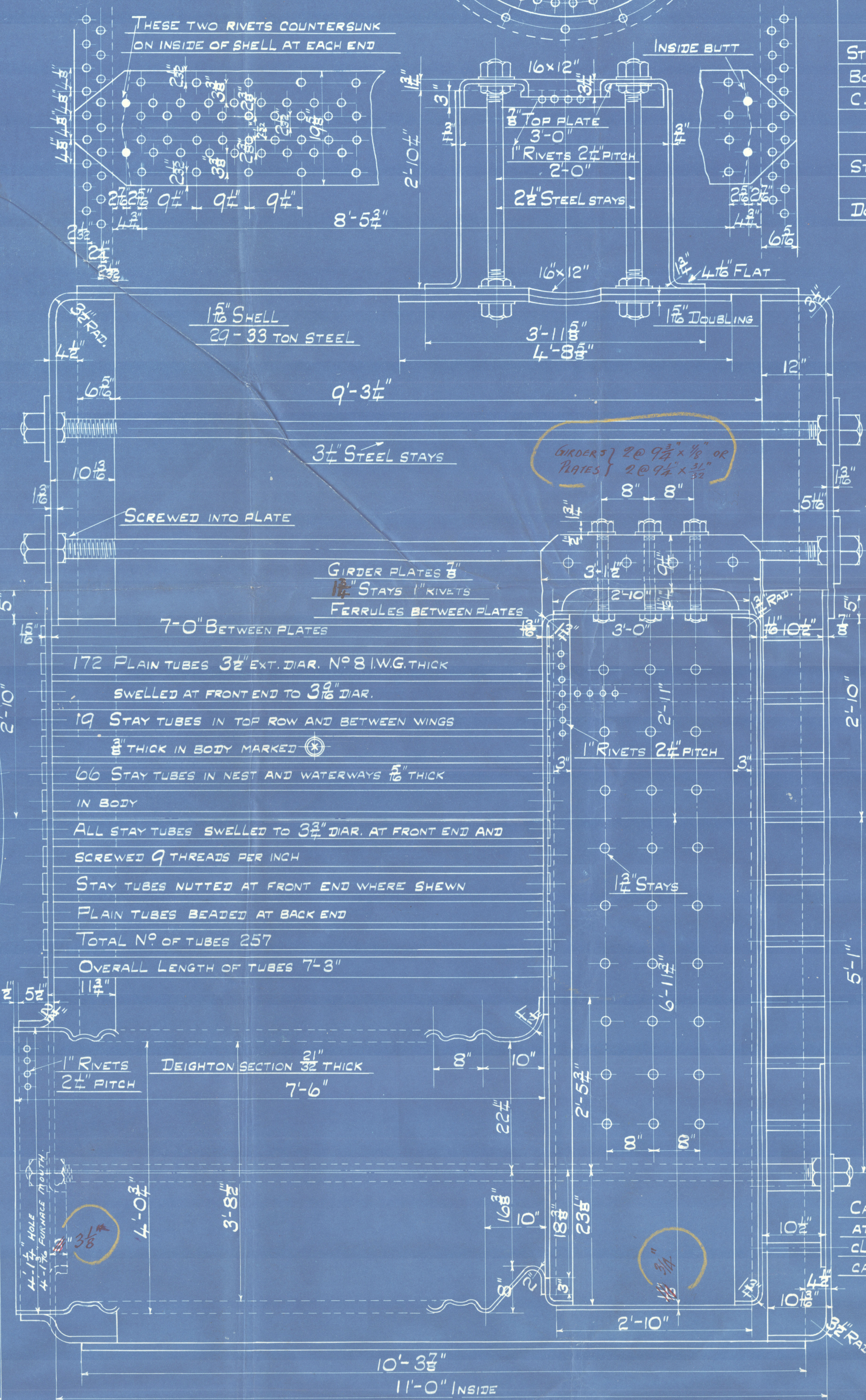

CIRCUMFERENTIAL SEAMS 4 1/8" PITCH
% PLATE 67.4 % RIVET 4.3
LONGITUDINAL SEAMS 9 1/4" PITCH
% PLATE 85.4 % RIVET 86.8
INSIDE BUTTS 1 1/8" THICK
OUTSIDE BUTTS 1" THICK
ALL RIVET HOLES IN SHELL 1 1/8" RIVETS 1 1/8"

10'-1 1/2" RIVETS
18'-1 1/2" RIVETS
2'-7" CIRCLE
4'-4 1/2" RIVETS
3'-7 1/2" CIRCLE
10'-1 1/2" RIVETS
4'-4 1/2" CIRCLE
10 1/4" PITCH

SINGLE RIVETED LAP
1" RIVETS 2 1/4" PITCH 1 1/8" HOLES
% PLATE 54.9 %
% RIVET 43.6 %

NOTE:-- ALL PLATES RIVETS AND STAYS OF STEEL BY THE SIEMENS MARTIN PROCESS
ALL RIVET HOLES DRILLED THROUGHOUT THE BOILER, THOSE IN SHELL AFTER THE PLATES ARE BENT
ALL FLANGED PLATES TO BE ANNEALED AFTER THE PLATES ARE BENT
STAYS ARE NOT TO BE WELDED
TUBES ARE OF IRON
THE TENSILE STRENGTH OF SHELL PLATES, BUTT STRAPS AND GIRDER PLATES TO BE BETWEEN 29 AND 33 TONS PER SQ IN
THE COMBUSTION CHAMBER STAYS ARE SCREWED INTO BOTH PLATES AND FITTED WITH A NUT AT EACH END
WASHERS ON OUTSIDE OF SHELL ONLY, NONE INSIDE C.C.

STAYS	DIAR.	N ^o OF THREADS PER INCH	EFFECTIVE AREA AT BOTTOM OF THREAD
STEAM SPACE STAYS	3 1/4"	6	7.242 sq in
BOTTOM STAYS	3"	6	6.1 "
C.C. STAYS	1 1/2"	9	2.03 "
" "	2"	9	2.71 "
STAY TUBES	3 1/2"	9	2.364 "
" "	3 1/2"	9	2.916 "
DOME STAYS	2 1/2"	6	4.108 "



CARE TO BE TAKEN THAT STAYS AT THE BACK ARE KEPT SUFFICIENTLY CLEAR OF THE ROUND THAT FULL NUTS CAN BE GOT UPON THE FLAT PLATE

AMOS & SMITH LTD.
ENGINEERS
13 AUG. 1925
ALBERT DOCK WORKS
HULL

STEEL BOILER ORDER N^o 3686.

AMOS & SMITH LTD.
ENGINEERS.
ALBERT DOCK WORKS.
HULL.

DATE: 13-8-25.
SCALE: 1" = 1 FOOT.

10702

Amos & Smith.

Boiler No. 3686

"^{by} Juanes Radherra."

Hull. F. C. Report No. 36925.

RETAIN

W535-0200 2 1/2.



© 2020

Lloyd's Register
Foundation