

8.12.00

MIDSHIP SECTION OF STEEL S.S. N° 159.

SCALE 1/2 INCH = ONE FOOT

TO CLASS 100 A1 AT LLOYDS AND BE BUILT UNDER SPECIAL SURVEY.

LENGTH, AS PER RULE 183.86.


BREADTH 29.00 = 6.34 B. IN L.

DEPTH 13.96 = 13.14 D IN L.

RAISED QUARTER DECK 103'3" x 4'0" ABOVE MAIN D^K

BRIDGE DECK 9'2" x 4'0" " " " "

FORECASTLE DECK 34'0" x 4'0" " " " "



EQUIPMENT N° 11009 "J"

- 2 BOWER ANCHORS EACH 16 3/4 CWT, STOCKLESS.
- 1 " " " 14 1/2 " " " "
- 1 STREAM " " 4 3/4 " EX, STOCK.
- 1 KEDGE " " 2 1/2 " " " "
- 210 FATHOMS 1 1/4" STUD CHAIN CABLE (MIN. WT 168).
- 60 " " 3" STEEL WIRE
- 75 " " 8 1/2" HAWSER.
- 90 " " 6" " " " "
- 90 " " 4" WARP.

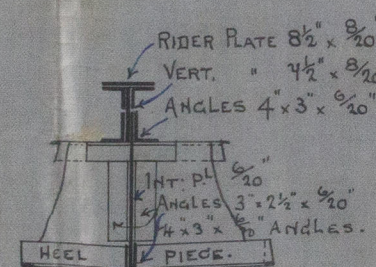
ALT: REV: FRAMES

DIAM³ PL. 21'30" x 5/16"
STRINGER PL. 15' x 5/16"
ANGLES 3' x 2 1/2" x 5/16"
FACE ANGLE 5' x 3' x 5/16"

RIVETING: KEEL PLATE BUTTSTRAPS 2/20" THICKER THAN THEIR PLATES & TREBLE RIVETED.

STEM, STERNPOST, BUTTS OF SHELL AND STRINGER PL^S BEFORE AND ABAFT 1/2 LTH. ALL LANDINGS TO LOWER EDGE OF SHEERSTRAKE, EXCEPT THOSE OF "F" STRAKE.

ALSO BUTTS OF MARGIN PLATE AND LAPS OF KEELSONS & STRINGERS ALL DOUBLE RIVETED. LAP BUTTS OF SHELL & STRINGER PLATE ALSO LAP BUTTS OF C^R THRO. PL^S ALL TREBLE RIV. FOR 1/2 L.



STEM 4' x 1 1/4"
POST 6 3/4" x 4"
RUDDER HEAD 4 1/2" DIA.
" HEEL 2 1/4" "

HEEL PLATE 32' x 12"
FOR 3/5 LTH TO 3/10

FORECASTLE BEAMS 6' x 3' x 1/20" BULB ANGLE; ALT, FR:
BRIDGE " " 5 1/2' x 3' x 1/20" ANGLE. " " " "
FORE PEAK " " 5' x 3' x 1/20" " " ON EVERY FR:
HATCH " " 8 1/2' x 3' x 1/20" BULB ANGLE.

IRON DECK 5/16"

1/2 B 14.50 = 6.34 B IN L.
1/2 G. 26.00.
D. 13.96 = 13.14 D IN L.
54.46 x 183.86 = 10013.

PILLARS 3" DIA³

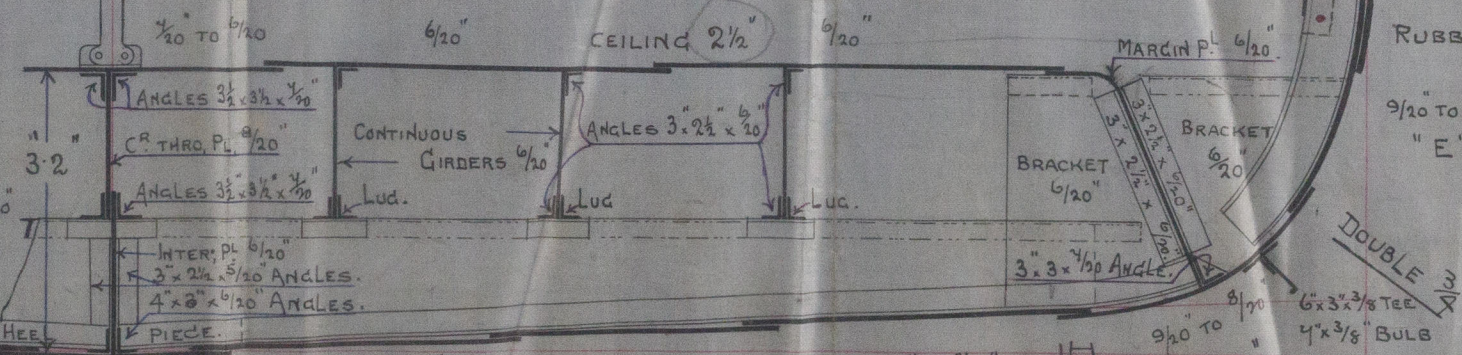
FRAMES OF 4' x 3' x 1/20" BULB ANGLE STEEL IN WAY OF MAIN HOLD.
1 1/2' x 3' x 1/20" BULB ANGLE STEEL IN WAY OF AFTER HOLD AND
3 1/2' x 3' x 1/20" ANGLE STEEL BEFORE AND ABAFT HOLDS.
SPACED 22" APART. NO WEB FRAMES IN HOLDS.

REV. FRAMES FORWARD OF FORE PEAK B^{HD} OF 3' x 2 1/2' x 1/20" ANGLE STEEL
CARRIED UP TO DECK ON EVERY FRAME.

IN E & B SPACE OF 3' x 2 1/2' x 1/20" ANGLE STEEL CARRIED UP TO HOLD
STRINGER AND D^K ALTERNATELY. DOUBLE ACROSS THE FLOORS.

FLOORS 18' x 1/20" FOR 3/5 LTH TO 3/10 AT ENDS. 1/20" IN E AND 3/10" IN B SPACE.

WEB FRAMES 15' x 1/20" WITH 2 1/2' x 2 1/2' x 1/20" DOUBLE ANGLES ON FACE
BULKHEADS 1/2" IRON. STIFFENERS 3 1/2' x 3' x 1/20" ANGLES.



BULWARKS 5/20"
R.Q.D. SIDES 9/20" TO 1/20"
DOUBLED AS PER PROFILE.

SOLE & BRIDGE SIDES 5/20"

SINGLE 3/4"

STRINGER ANGLE 3 1/2' x 3 1/2' x 1/20"

SHEERSTRAKE 34' x 10/20" FOR 1/2 LTH
TO 8/20" WITH DOUBLING AS
PER PROFILE.

"H"

DOUBLE 1/8"

1/10" TO 1/20"

"G"

4' x 3' x 1/20" ANGLES

4' x 1/20" BULB FOR 3/5 LTH

DOUBLE 3/4"

8' x 10" TO 1/20"

"F"

DOUBLE 3/4"

4' x 3' x 1/20" ANGLES.

RUBBER 9' x 3/4"

9' x 10" TO 8' x 10"

"E"

DOUBLE 3/4"

4' x 3' x 1/20" ANGLES.

RUBBER 9' x 3/4"

9' x 10" TO 8' x 10"

"E"

DOUBLE 3/4"

4' x 3' x 1/20" ANGLES.

RUBBER 9' x 3/4"

9' x 10" TO 8' x 10"

"E"

DOUBLE 3/4"

4' x 3' x 1/20" ANGLES.

RUBBER 9' x 3/4"

9' x 10" TO 8' x 10"

"E"

DOUBLE 3/4"

4' x 3' x 1/20" ANGLES.

RUBBER 9' x 3/4"

9' x 10" TO 8' x 10"

"E"

DOUBLE 3/4"

4' x 3' x 1/20" ANGLES.

RUBBER 9' x 3/4"


9' x 10" TO 8' x 10"

"E"

DOUBLE 3/4"

4' x 3' x 1/20" ANGLES.

Bottom forward strengthened
as per amended rules.



Lloyd's Register
Foundation

W535-0019

J. Fullerton & Co

N^o 159

^{Amended}
Midship Section

S.S. "Carlston"

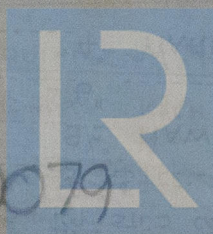
Now GEORGE FRUSHER

Glasgow Report

No. 19241

George Frusker

W535-0079



© 2020

Lloyd's Register
Foundation