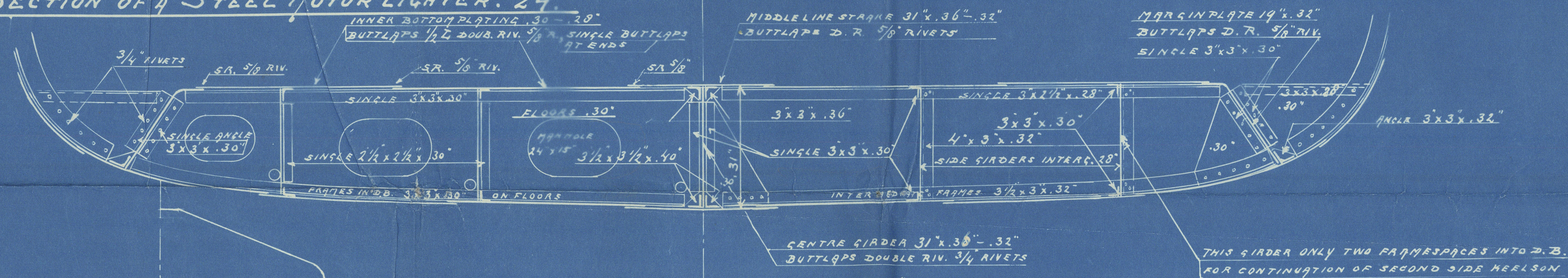


# MIDSHIP SECTION OF A STEEL MOTOR LIGHTER. 24.



LENGTH B.P.P. = 180'-0"

BREADTH M/LD = 30'-0"

DEPTH = 13'-0"

24.2.15  
12.3.15  
29.6.15  
28.4.16.

Kaamloze Vennootschap  
Scheepswaerf „DORDRECHT“  
DORDRECHT, Holland.

MOTOR CASING.

CHARTHOUSE.

SIDE HOUSES.

EQUIPMENT NO

$L(B+D) = 4740$   
DECKHOUSE H/DEN  $\frac{1}{2}(25 \times 4) = 50.5$   
AFTER DECKHOUSES  $\frac{1}{2}(27.5 \times 7) = 144$   
POOP DECK  $\frac{3}{4}(20 \times 2.5) = 37.5$   
8002

3 BOWERS STOCK. TOTAL WEIGHT = 41 3/4 CWTs  
1 STREAM EXCL. STOCK " = 4 1/4 " "  
1 KEDGE " " " = 2 " "

195 FATH. STUDD CHAIN CABLES 1 1/8" MIN. WEIGHT 141.0.16.  
60 " 3" STEEL WIRE  
75 " 2 3/4" " "  
90 " 6" MANILLA HAWSER.

## SECTION THROUGH ENGINE SPACE.



$B+D = 43$   
 $L(B+D) = 4740$   
 $L:D = 13.84$

FRAME SPACE 22"  
FRAMES ANGLE 5"x3"x.38"  
" 4"x3"x.34" IN PEAKS, ANGLES  
NO SIDE STRINGER.

4" UNDER HATCH BEAMS  
PILLARS ONE ROW 2 1/4"x3"  
NO CORNER PILLARS  
NO PILLARS UNDER  
SIDE CORRUGINGS

STEEL 6 1/4"x1 1/4"

HATCH END BEAMS  
GUSSETS TO BE FITTED  
AT HATCH CORNERS.

BULKHEAD PLATING 1/8" UNDER. 1/8" DECK.

BUTTLAPS: TREBLE RIV: FOR 1/4" L 7/8"  
TREBLE TO DOUBLE " AT ENDS 3/4" TO 5/8"  
DOUBLE RIV: 5/8" - 5/8"


BUTTLAPS: TREBLE RIV: FOR 1/4" L 3/4"  
DOUBLE AT ENDS 3/4"  
BUTTLAPS DOUBLE RIV: F&A. 3/4" - 5/8"

BUTTLAPS: TREBLE RIV. FOR 1/4" L AND TO COLL. BND 3/4"  
DOUBLE AT ENDS 3/4"

BOTTOM TO BE STRENGTHENED FORWARD AS REQUIRED BY THE RULES.

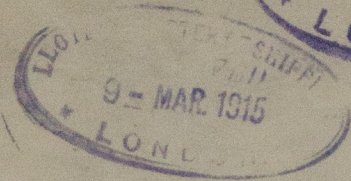
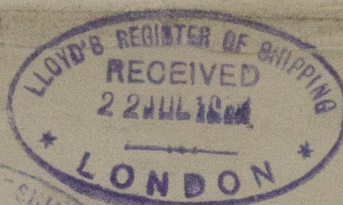

24.2.15





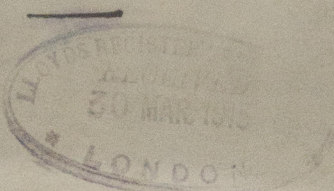
RETAIN

M. S. Hebe



Midship Section  
"HEBE"  
Rotterdam  
Report No 10130

5100-0353



Lloyd's Register



© 2021

Lloyd's Register  
Foundation