


Revised drawing showing changes to original design

STEEL BOILERS

To comply with requirements for a working pressure of 160 lbs per sq in
All plates, rivets, stays and girders of steel, tubes of wrought iron.
Seals 1 lb per foot.

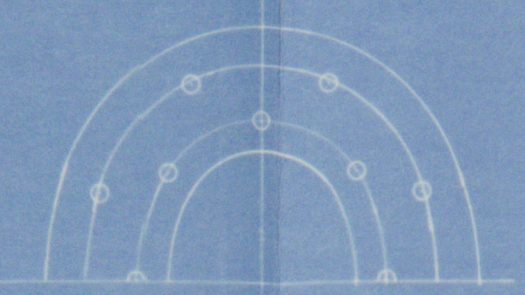
22.11.00

549	2 OFF	Intended for Messrs J & L Thompson & Son Ltd 1/1/00 North 10th 1/00





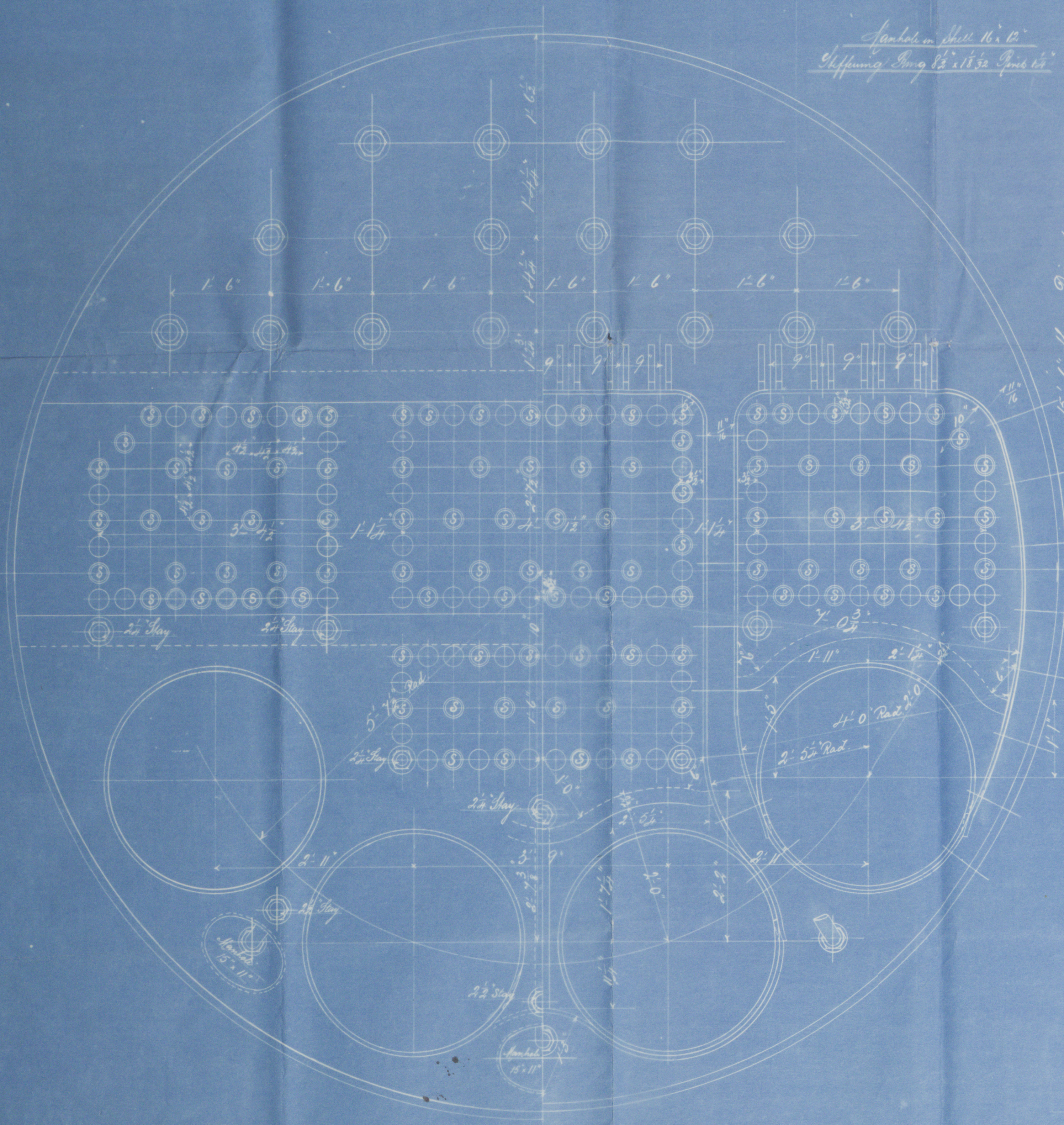
Longitudinal seams fitted with double butt straps
1/6 thick rivet space 1 1/2"

Inside strength of shell plates butt straps
28.33 lbs per sq in Seals 1 lb per foot.



Drumming
End plates double riveted 1 1/2 inch 3 1/2 inch 3 1/2 inch
C.C. Bottom length 7' 2' 2 1/2' 4'
C.C. Top length 7' 2' 2 1/2' 2 1/2'

Span holes in shell 16 x 12
Shipping Ring 12 x 18 3/2 inch 1 1/2"

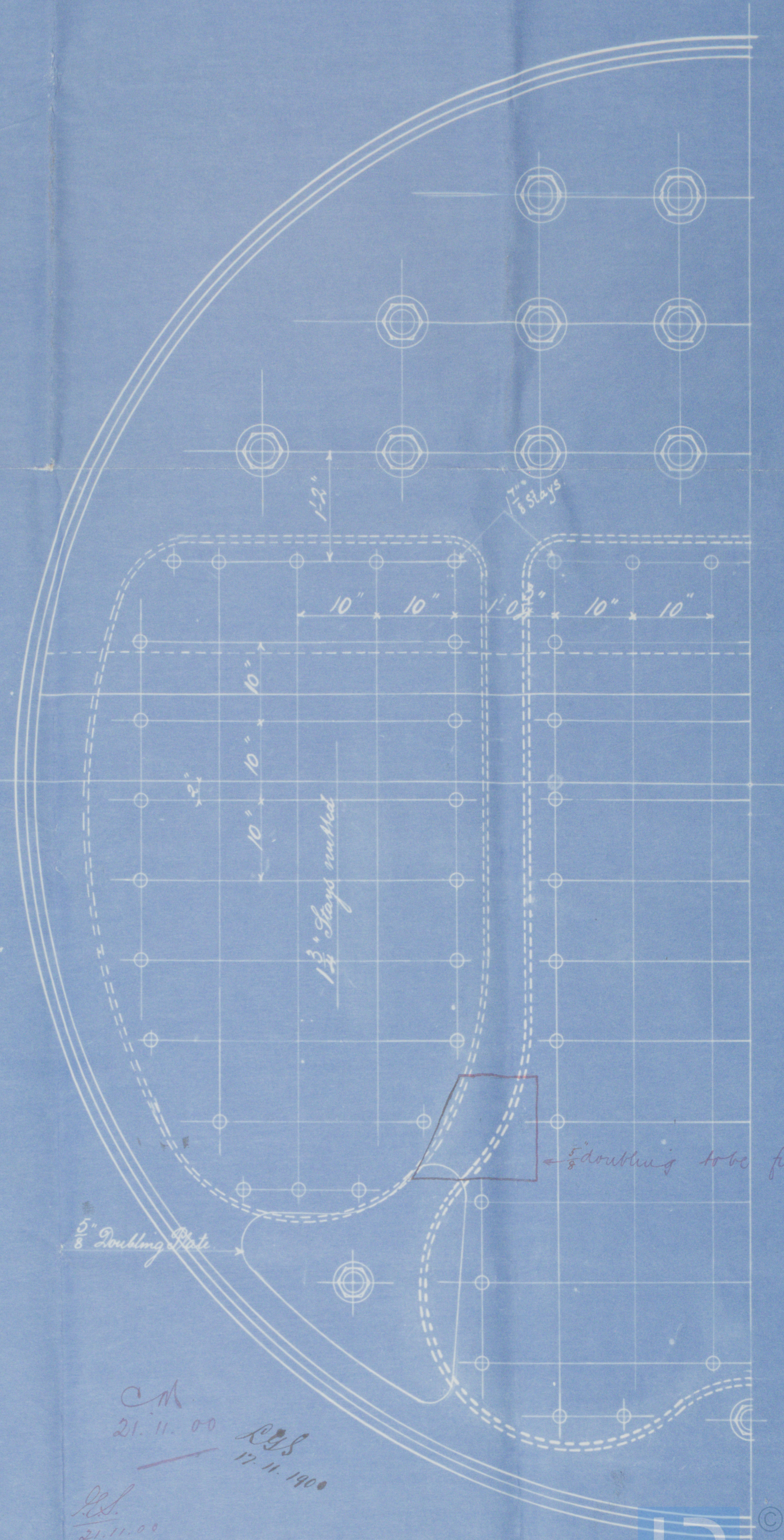


Stay tubes 5 thick, drawn 10 lb per inch
effective area 3,200 sq in

JOHN DICKINSON & SONS, LIMITED
ENGINEERS
TRADING NO. 2362
DATE 14.11.00
SUNDERLAND

Heating Surface in 2
Boilers = 4618 sq ft

dia	thick	sq. in.	sq. ft.
1 1/2"	9	16078	2.031
1 1/8"	9	1732	2.358
2 1/2"	6	208	3.281
2 1/8"	6	2386	11.15
2 3/8"	6	253	5.05




CM
21.11.00
21.11.00

J. Dickinson & Sons
Boile (549
160th WP

J. L. Thompson
2/3 392

S. S. Corby
Tunderland. No. 20744.

RETAIN



© 2020

Lloyd's Register
W525-0303
Foundation