


LIST OF SPARE PARTS.

TWIN SCREW "LAGANBANK"

MAIN ENGINES:

- 1 Pair connecting rod lower end bolts.
- 1 Pair connecting rod lower end bushes.
- 2 Pairs connecting rod upper end bolts.
- 2 Pairs connecting rod upper end bushes.
- 4 Main bearing bolts and nuts.
- 1 Piston (no rings fitted).
- 4 Sets piston rings.
- 1 Cylinder head complete with liner and water jacket but without valves.
- 1 Set of studs and nuts for cylinder head valves.
- 2 Inlet valves with casings, springs, etc., complete with attachment screws.
- 8 Exhaust valves with casings, springs, etc., complete with attachment screws.
- 8 Exhaust valve spindles complete with heads.
- 8 Exhaust valve seats.
- 2 Starting valves with casings, springs, etc., complete with attachment screws.
- 1 Starting valve spindle.
- 8 Fuel valves with casings, springs, etc., complete.
- 8 Fuel valve spindles, upper.
- 16 " " " , lower.
- 8 Fuel valve spindle sleeves, upper.
- 16 " " " " , lower.
- 32 Fuel valve nozzles.
- 6 Fuel valve air escape valve screws.
- 2 Cylinder relief valves complete.
- 1 Set safety caps for one engine.
- 1 Roller for inlet and starting valves.
- 2 Rollers for exhaust valves with pins.
- 1 Chain of each size fitted.
- 12 Chain links of each size fitted, for readily repairing chains.
- 1 Complete set springs for one engine.
- 8 Additional springs for exhaust valves.
- 1 Set of special packing for one engine.
- 3 Lbs. 1/4" Palmetto packing.
- 2 Lbs. asbestos cord.

W/S 24-0216 1.



MAIN ENGINES (CONTD.):

- 2 Sheets of 1/32", 1/16" thick jointing, 4'-0" x 4'-0".
- 2 Sheets of 1/8" asbestos millboard, 4'-0" x 4'-0".
- 1 Set of inlet pipes and fittings for piston cooling gear, complete with all nuts and flanges, etc., fitted.
- 4 Sets of wearing parts for piston cooling gear.
- 4 Lengths fuel pump delivery pipe.
- 2 Fuel oil pumps complete, i.e. for one plunger.
- 12 Fuel oil pump plungers with sleeves.
- 12 " " " release " " "
- 1 Complete set of working parts for one fuel pump plunger, other than the above.
- 6 Fuel pump cam rollers.
- A quantity of assorted bolts and nuts.
- 1 Set of rubber rings for one main engine but not more than 100 of each size.
- 12 Glasses for vacuum lubricators.
- 2 Plungers complete.

AUXILIARY ENGINES:

- 1 Cylinder head complete with liner and water jacket.
- 1 Piston and gudgeon pin (no rings fitted).
- 1 Gudgeon pin bush.
- 1 Pair connecting rod lower end bushes.
- 1 Pair connecting rod lower end bolts.
- 4 Main bearing studs and nuts.
- 2 Sets piston rings.
- 3 Fuel valves with casings, complete.
- 6 Fuel valve spindles.
- 2 Fuel valve spindle cases.
- 3 Fuel valve body seats.
- 2 Sets pulveriser rings.
- 2 Inlet valves with casings complete.
- 3 Exhaust valves with casings, complete.
- 4 Exhaust valve spindles.
- 1 Starting valve with casing, complete.
- 1 Cylinder safety valve complete.



W524-0216 2/4

AUXILIARY ENGINES (CONTD.):


- 1 Complete set of springs for one engine.
- 2 Governor springs.
- 6 Additional exhaust valve springs.
- 2 Fuel pump plungers and sleeves.
- 1 Complete set of working parts for one fuel pump plunger.
- 10 Chain links of each size fitted for readily repairing chain.
- 2 Sets air compressor valves, complete.
- 1 Set air compressor valves (valves only).
- 1 Distance piece of each pattern fitted.
- 6 L.P. suction valve springs.
- 18 L.P. discharge valve springs.
- 18 H.P. valve springs.
- 2 Sets piston rings for one compressor.
- 1 Set piston rings for H.P. compressor (additional).
- 1 H.P. cooling coil.
- 6 M.P. cooler tubes.
- 6 L.P. cooler tubes.
- 2 Sets of rubber rings for one auxiliary engine, but not more than 50 of each size.
- 2 Rubber rings for compressor hood (additional).
- 1 Filter for lubricating pump.
- 1 Set of studs with nuts for one cylinder cover.

BOILER:

- 1 Spring for safety valve.
- 1 Valve for feed check valve.
- 12 Water gauge glasses and 24 packing rings.
- 12 Door joints.
- 6 Boiler tubes.

OIL FUEL INSTALLATION:

- 1 Burner.
- 12 Burner tips.
- 1 Burner supply valve.
- 1 Burner supply pipe.



W524-0216

3/4

Lloyds Register
Foundation

OIL FUEL INSTALLATION (CONTD.):

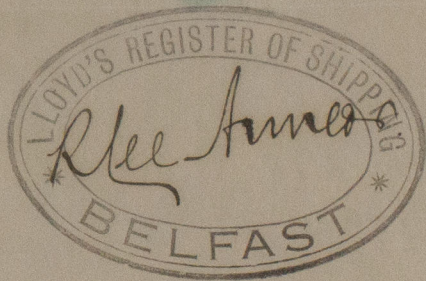
- 6 Burner springs.
- 1 Suction filter basket.
- 1 Delivery filter basket.
- 2 Flame controls.
- 2 Jacket tubes.
- 1 Coil for heater.
- 1 Lighting up torch.
- 1 Set of spanners for installation.

AUXILIARY MACHINERY:


- 1 Set of valves (suction and delivery) for one pump of each size so fitted.
- 1 Set of piston and bucket rings for one pump or engine of each size so fitted.
- 1 Spring of each size for relief valves.
- 1 Impeller for bilge and ballast pumps.
- 1 Pair top and bottom end bushes and bolts for air and circulating pumps.
- 1 Pair top and bottom end bushes and bolts for steam driven dynamo engine.
- 2 Thermometers for lubricating oil coolers.
- 6 Evaporator gauge glasses.

EMERGENCY AIR COMPRESSOR:

- 1 Delivery valve for L.P. cylinder.
- 1 Spring for delivery valve.
- 1 Guide for delivery valve.
- 1 Plug for delivery valve.
- 1 Valve for H.P. cylinder cover.
- 1 Spring for valve.

SHAFTING:

- 1 Propeller shaft with right hand thread.
- 1 Set of tunnel shaft coupling bolts and nuts.
- 2 Propeller blades, manganese bronze, one right and one left hand.
- 1 Set studs, nuts and locking screws for one propeller blade.
- 1 Set crankshaft coupling bolts and nuts.
- 1 Set of pads for one face of each thrust block.



WS24-0216

414

INADAPAL

4.

(.CENCO) NOTALINTEMI LEOT AL

.agritqs teqna

.Jeksed teqilt noioqvs

.Jeksed teqilt yvev

.elotqnoq anit

.sactu Jeksed

.Jeksed tot lloq

.dotot qu gnilagll

.notalindunt tot atonage to Jek

:TEMINOAK YNALIXQA

os exla nose to quing ano tot (yvevleeb dne noioqvs) sevlev to Jek

.Jekdlt

exla nose to engine to quing ano tot agnit Jeksed dne noisid to Jek

.Jekdlt os

.sevlev Jekdlt tot exla nose to gnilqvs

.equing Jekdlt dne agnit tot tellegut

gnitidivotio dne the tot addod dne wotjed dne qot theq

.equing

.aseasly eguag tototogava

:POSSESSIMO NIA YONEDDREME

.tebnllqs .9.1 tot evlav yvevleeb

.evlav yvevleeb tot gnilqvs

.evlav yvevleeb tot eding

.evlav yvevleeb tot gnilq

.revco tebnllqs .9.H tot evlav

.evlav tot gnilqvs

:DITTYANE

.beetnt dnev Jekdlt notw Jkeda tellegot

.stun dne addod gnilqnos Jkeda lennut to Jek

.dnen Jekdlt ano dne Jekdlt ano, exnort aseagnum, sebeld tellegot

.sebeld tellegot ano tot ewoteg gnilkol dne stun, sbuta Jek

.stun dne addod gnilqnos JkedaJekdlt Jek

.sebeld Jekdlt nose to seat ano tot sbad to Jek

RETAIN

