

MIDSHIP SECTION.

SCALE 1/2" = 1' 00"

LENGTH B.P. 440'-0"

BEAM EXTREME 58'-11"

DEPTH MOULDED TO UPPER DECK 30'-0"

SHELTER DECK 38'-1"

TO CLASS 100 A.1. AT LLOYD'S

BRIDGE DECK

BEAMS 7 1/2" x 3 1/2" x 42 BULB ANGLES ON EVERY FRAME

STRINGER PLATE 57" x 54"

DECK PLATING 40

STRINGER ANGLE 5" x 5" x 64

FORECASTLE DECK

BEAMS 7 1/2" x 3 1/2" x 42 BULB ANGLES ON EVERY FRAME 3" R

STRINGER PLATE 37" x 36"

ANGLE 32" x 32" x 34"

DECK PLATING 20 SHEATHED WITH 22 PITCH PINE

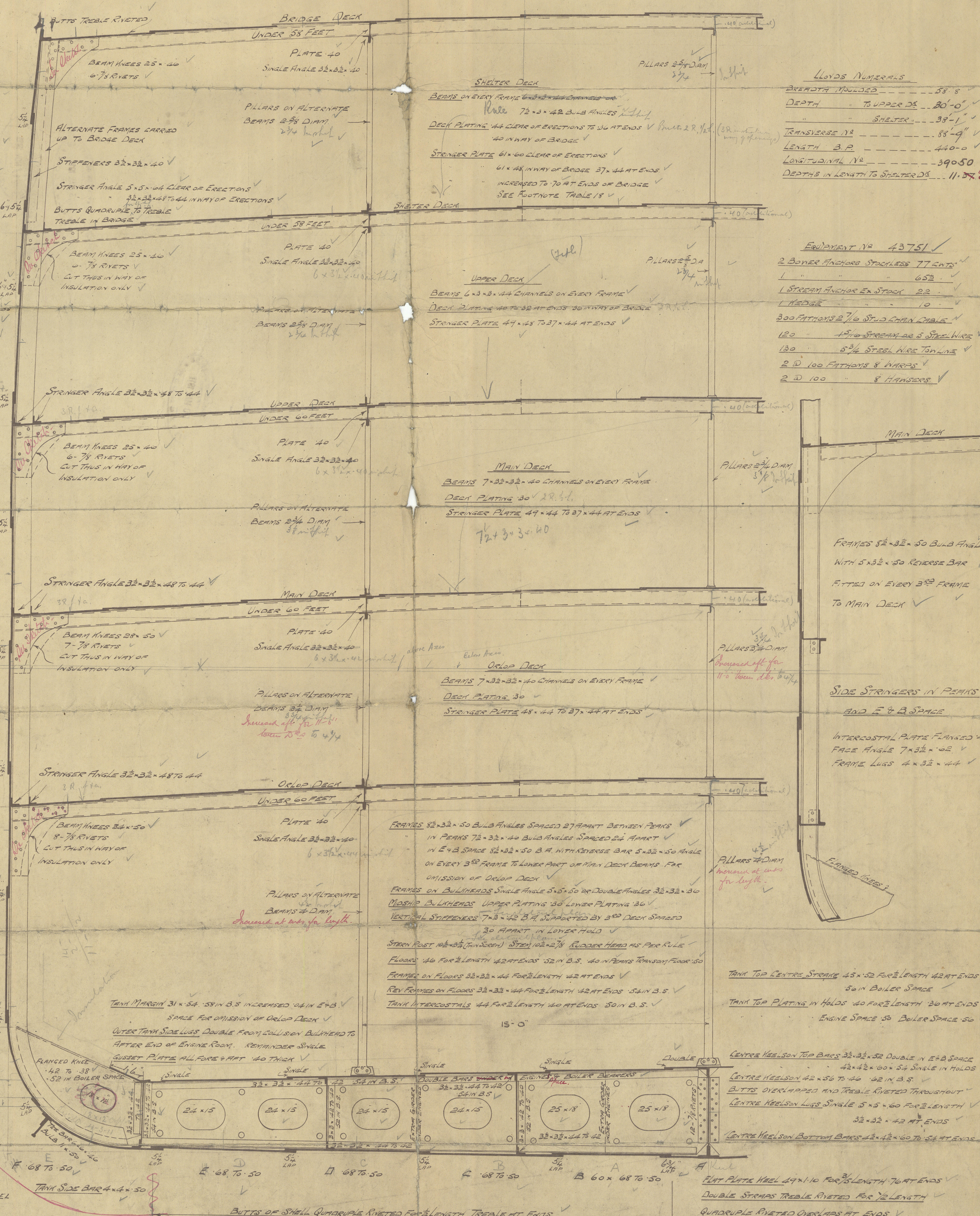
BEAM KNEES 25" x 40"

LLOYD'S NUMERALS

BREADTH MOULDED 58'-8"
DEPTH TO UPPER DECK 30'-0"
SHELTER 38'-1"
TRANSVERSE 112 88'-9"
LENGTH B.P. 440'-0"
LONGITUDINAL 112 390'-50"
DEPTHS IN LENGTH TO SHELTER DECK 11'-2" x 55'

EQUIPMENT NO. 43751

2 BOW ANCHORS STOCKLESS 77 LBS
1 " " " 652
1 STREAM ANCHOR EX STOCK 22
1 HEDGE " " 10
300 FATHOMS 2 1/2" STU. CHAIN CHABLE
120 " 1 1/2" STREAM 20 S STEEL WIRE
130 " 5 3/4" STEEL WIRE TON LINE
2 D 100 FATHOMS 8 HARPS
2 D 100 " 8 HARPS



27.7.11
4.3.11
14.3.11
21.3.11
3.4.11
10.4.11
3.5.11
12.7.11
(N.516) 19.8.11
13.9.11

BUTTS OF SHELL OVERLAPPED AND TREBLE RIVETED
G.H. Skeels 4 R. Butts when increased for omission of Orlop
H. 66 to 46
+ .04 FOR OMISSION OF SIDE STRINGER

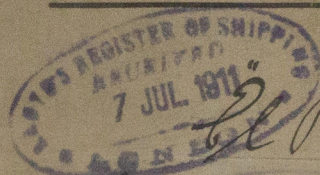

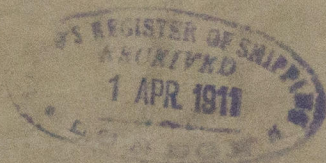
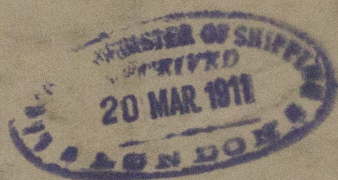

PIVETS THRO SHELL SEAMS, & FRAMES TO SHELL 7/8 AMIDS EXCEPT THRO SHEERSTRAKE & KEEL

Nos 504. & 516


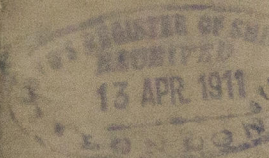
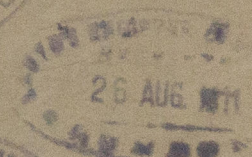
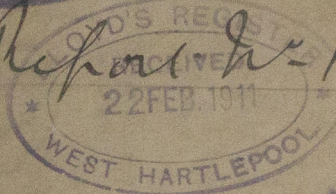
IRVINE'S SHIP BUILDING AND DRY DOCKS LTD. 1020
Lloyd's Register Foundation
W.574-0214

4120-615/11




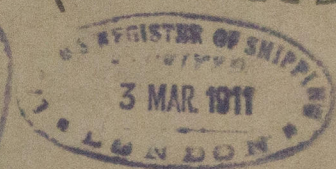

Juanis S.B. & D.D.C.
T.S.S. N° 504.516
Amended Midship
Section.



"El Paraguayo"
Report No 14439.



La Correntina
Rpt No 14552



RETAIN