

SUNDERLAND ENGINE WORKS


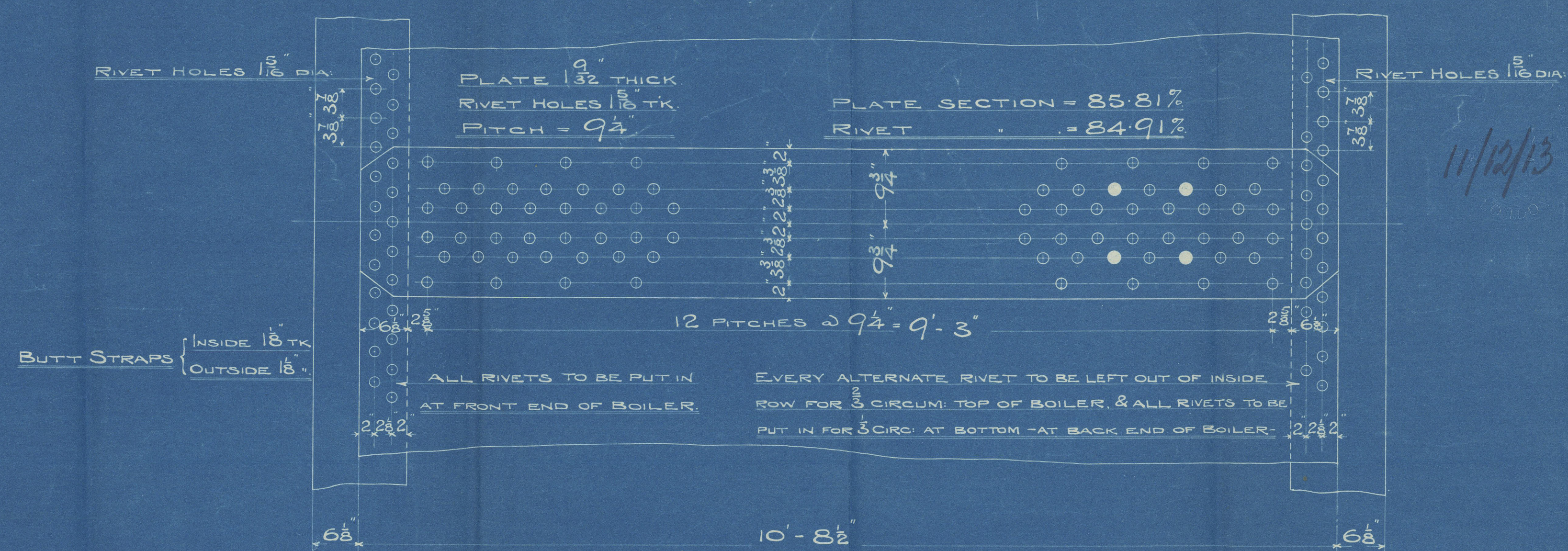
BOILER

TRACING 3532 SCALE. 1 INCH TO A FOOT SCHEDULE L

WRITTEN DIMENSIONS ONLY TO BE USED



15'-8 9/16\"/>



210 SMOKE TUBES 3 1/2\"/>

52 STAY 3 1/2\"/>

38. \" 3 1/2\" 4\" THICK.

300 TUBES TOTAL.

NOTE: PLAIN TUBES TO BE EXPANDED INTO TUBE PLATES BY A ROLLER EXPANDER & AFTERWARDS BEADED OVER AT BACK ENDS.

SPIRAL RETARDERS FITTED TO ALL TUBES.

7'-6\"/>

NOTE: TUBE PLATES IN WAY OF RIVETS TO BE MACHINED, TAPERED TO THICKNESS OF FURNACE. TOP PART ONLY TO DIMENSION GIVEN.

TO PASS LLOYD'S SURVEY.

SHELL 22.58 (20.5-2) 3 1/2\"/>	1906 LBS PER SQ. IN.
WORKING PRESSURE	190
TEST	380
HEATING SURFACE ON TUBES	1914 SQ. FEET
OTHER PARTS	520
TOTAL	2434
EX. FRONT TUBE PLATE	2384
EFFECTIVE AREA OF STAYS	
3 1/2\"/>	2.17 SQ. INS.
3 1/2\"/>	1.64
3 1/2\"/>	8.48
2 1/2\"/>	3.26
2\"/>	2.79
1 1/2\"/>	2.43


ALL PLATES, RIVETS & STAYS - STEEL -

TUBES - WROUGHT IRON -

HOLES TO BE DRILLED IN PLACE AFTER BENDING.

TENSILE STRENGTH OF SHELL PLATES NOT LESS THAN 28 3/4 TONS

GIRDER	28
MAIN STAYS	28



DRAWN BY J.A.S.

CHECKED BY -

TRACED BY J.A.S.

CHECKED BY -

TRACING NO. 3532

16.9.1910

CONTRACT 2150.3.OFF.


N. E. M. E. Co LP

2150 SLD

MAIN BOILERS.

3 OFF.

NO 3219.
LLOYDS TEST.
380 LBS.
27-5-14. W.B.



BARTRAM & SONS

Nº 233 5/5.

DUP. BENLOMOND.

SLD RPT. 24926.

233

S/S - BENRINNES.

SUNDERLAND RPT. NO. 26181

Lloyd's Register
Foundation

WS10-0327