

No. 259% PROFILE.


See separate plan
of profile for
ship as built

PRINCIPAL DIMENSIONS.

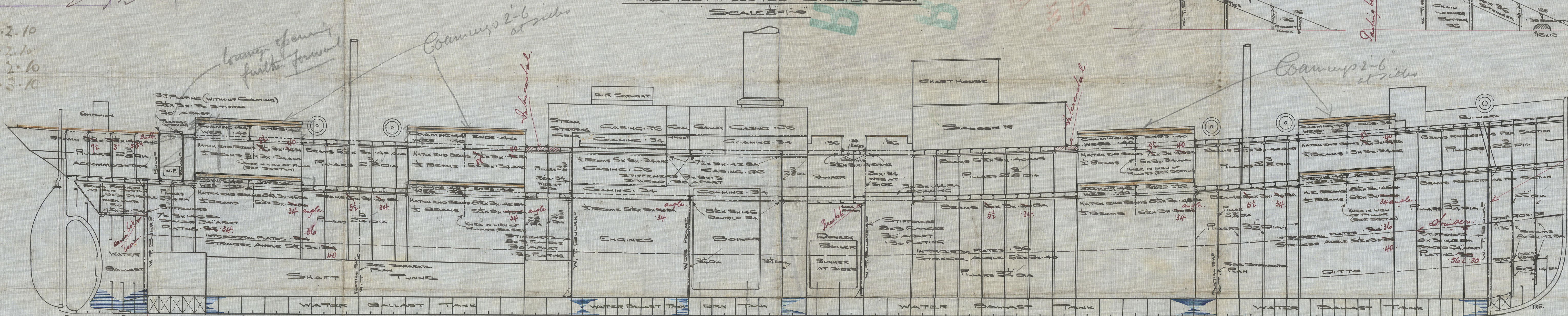
LENGTH BP 245'0" x BREADTH EXT 36'0" x 18'2 1/2" O. MLD.

CLASS 100 A1 LLOYD'S SHUTTER DECK

SCALE 1"=10'



4.2.10
18.2.10
15.2.10
9.3.10



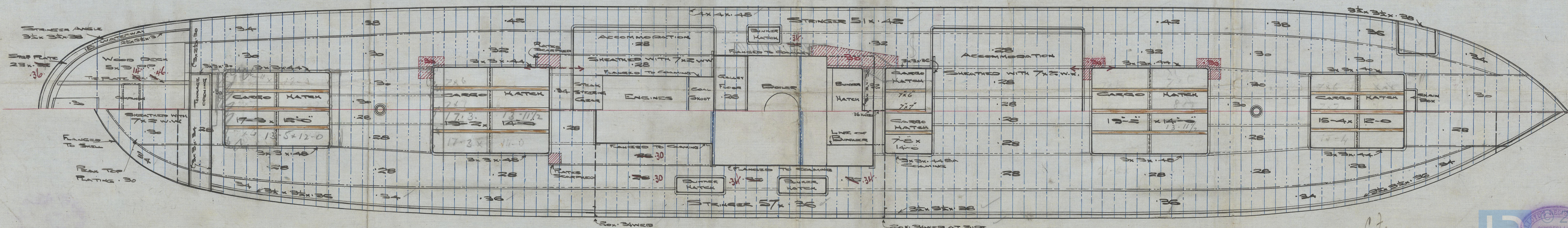
FRAMES 2 1/2 x 3 x 30
FRAMES 7 1/2 x 3 x 42 BA
FRAMES IN TANK 3 x 3 x 32 y 4 1/2 x 3 x 34
REV " " 3 x 3 x 32 46 IN B SPACE (SPECIFIED)

FRAMES 7 1/2 x 3 x 42 BA
FRAMES IN TANK 3 x 3 x 32
REV " " 3 x 3 x 32

FRAMES 7 1/2 x 3 x 42 BA
FRAMES IN TANK 3 x 3 x 32
REV " " 3 x 3 x 32

FRAMES 3 1/2 x 3 x 30
REV " " 3 x 3 x 32

SHUTTER DECK



UPPER DECK

9'-8" x 6'-8"

C.F.
H/2/10

Oakmere

Sd Rpt. 24531

PROFILE

Sld. S. B. C.

Nº 259

RETAIN

RETAIN



© 2020

Lloyd's Register
Fowles