


31.7.19

# N<sup>OS</sup> 677 & 8 MIDSHIP SECTION



## DIMENSIONS.

LENGTH BETWEEN PERPENDICULARS 250'7"  
BREADTH MOULDED 38'0"  
DEPTH MOULDED 20'3"  
TRANSVERSE NO (25 + 20.25) = 55.25  
LONGITUDINAL NO 250.56 (250 + 20.25) = 14506  
1/8 = 6.59 1/10 = 12.57

SCALE 1/2" = 1'00"

CLASS 100 A.1

## EQUIPMENT NUMBER

LONGITUDINAL NUMBER 14506  
TRANSVERSE NO 55.25  
HULL NO 141.8  
CASING NO 175  
SALON NO 54.81  
15911.11

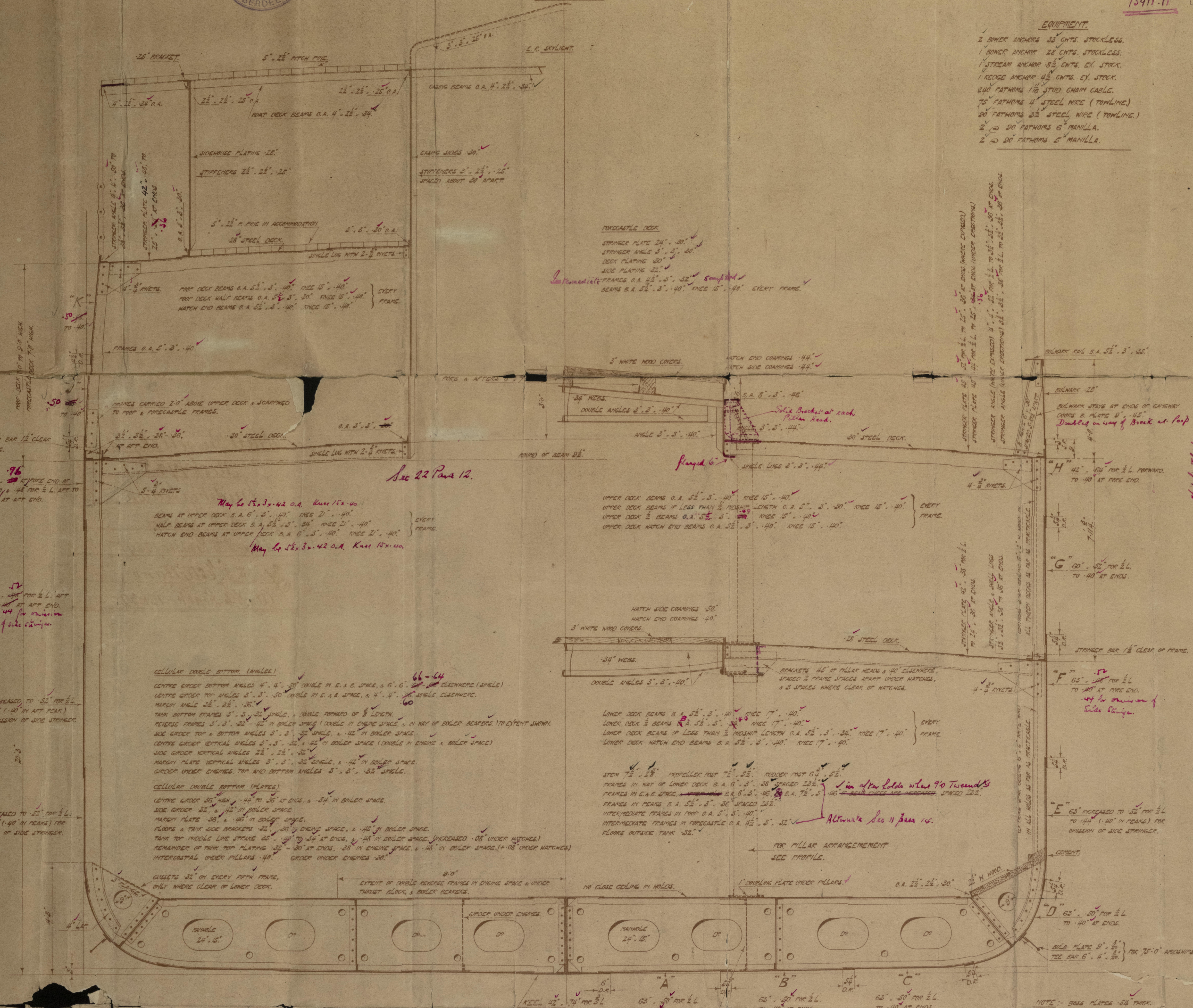
## EQUIPMENT

2 BOW ANCHORS 35 CMTS. STOCKLESS.  
1 BOW ANCHOR 28 CMTS. STOCKLESS.  
1 STREAM ANCHOR 35 CMTS. EX. STOCK.  
1 REEVE ANCHOR 45 CMTS. EX. STOCK.  
240 FATHOMS 1/8" STUD CHAIN CABLE.  
75 FATHOMS 1/2" STEEL WIRE (TONLINE).  
50 FATHOMS 3/8" STEEL WIRE (TONLINE).  
2 50 FATHOMS 6" MANILLA.  
2 50 FATHOMS 5" MANILLA.

## RIVETING SCHEME

STAKE	SCANTLING	LANDING	SHUTTLES
KEEL	42" x 1 1/2" x 1/4"	1" O.R. FOR 1/2"	1" O.R. FOR 1/2"
"A"	70" x 1/2" x 1/4"	1" O.R. FOR 1/2"	1" O.R. FOR 1/2"
"B"	68" x 1/2" x 1/4"	1" O.R. FOR 1/2"	1" O.R. FOR 1/2"
"C"	68" x 1/2" x 1/4"	1" O.R. FOR 1/2"	1" O.R. FOR 1/2"
"D"	68" x 1/2" x 1/4"	1" O.R. FOR 1/2"	1" O.R. FOR 1/2"
"E"	68" x 1/2" x 1/4"	1" O.R. FOR 1/2"	1" O.R. FOR 1/2"
"F" (PROV)	68" x 1/2" x 1/4"	1" O.R. FOR 1/2"	1" O.R. FOR 1/2"
"F" (APT)	68" x 1/2" x 1/4"	1" O.R. FOR 1/2"	1" O.R. FOR 1/2"
"G" (PROV)	68" x 1/2" x 1/4"	1" O.R. FOR 1/2"	1" O.R. FOR 1/2"
"G" (APT)	68" x 1/2" x 1/4"	1" O.R. FOR 1/2"	1" O.R. FOR 1/2"
"H" (PROV)	68" x 1/2" x 1/4"	1" O.R. FOR 1/2"	1" O.R. FOR 1/2"
"H" (APT)	68" x 1/2" x 1/4"	1" O.R. FOR 1/2"	1" O.R. FOR 1/2"
"I" (PROV)	68" x 1/2" x 1/4"	1" O.R. FOR 1/2"	1" O.R. FOR 1/2"
"I" (APT)	68" x 1/2" x 1/4"	1" O.R. FOR 1/2"	1" O.R. FOR 1/2"
"J"	68" x 1/2" x 1/4"	1" O.R. FOR 1/2"	1" O.R. FOR 1/2"
"K" (Stem)	68" x 1/2" x 1/4"	1" O.R. FOR 1/2"	1" O.R. FOR 1/2"

RIVETS THROUGH PLATES & FRAMES IN ATT. PEAK 5" DIAM.  
RIVETS THROUGH SHELL & FRAMES IN ATT. PEAK 5" DIAM.  
RIVETS THROUGH SHELL & FRAMES FROM ATT. PEAK TO 1/2" L. FORWARD  
7 DIAMETERS  
RIVETS THROUGH SHELL & FRAMES FROM 1/2" LENGTH FORWARD TO 1/2" PEAK PERPENDICULAR 5" DIAM.  
MARGIN PLATE & TANK TOP C.L. STAKE BUTTS DOUBLE THRUWELDED  
MARGIN PLATE & TANK TOP C.L. STAKE EDGES SINGLE RIVETED  
TANK TOP PLATING BUTTS DOUBLE RIVETED & EDGES SINGLE  
RIVETED THRUWELDED  
MAIN & PROP DECK STRINGER PLATE BUTTS DOUBLE RIVETED FOR 1/2" L. AND DOUBLE RIVETED AT ENDS  
EDGES OF MAIN & PROP DECK STRINGER SINGLE RIVETED THRUWELDED  
BUTTS OF MAIN & PROP DECK PLATING DOUBLE RIVETED FOR 1/2" L. TO SHELL RIVETED AT ENDS  
LOWER DECK STRINGER PLATE BUTTS DOUBLE RIVETED THRUWELDED  
LOWER DECK PLATING BUTTS DOUBLE RIVETED FOR 1/2" LENGTH TO SHELL AT ENDS  
EDGES OF LOWER DECK PLATING SINGLE RIVETED THRUWELDED




Additional Riveting in Steel Butts  
where over Rib Width

Strengthening of Bottom Forward as per Letter,  
plan to be submitted.

DRAWING NO 677

W51-0216





Hall Russell & Co. Ltd.

Nos. 647 & 8

Midship section

647

S. S. "Lisbon"

Abn. & Co. Rept. no. 12545

648

S. S. "Estrellano"

Abn. & Co. Rept. no. 12632

W51-0216

Midship Sec.



© 2021

Lloyd's Register  
Foundation