



Nº 1010  
 PROFILE AND DECK PLAN  
 SCALE 1:200

PRINCIPLE DIMENSIONS 480' 0" PPX 61' 0" MLD X 35' 9" MLD TO UPPER DK  
 48' 0" SHADE DK



Nº 11736





W 506-0168 (112)


Date *Sep 9<sup>th</sup> 1915*

For enclosure to

*Lloyds Register of British & Foreign Shipping*  
*Newcastle*

~~Please return to~~ **SWAN, HUNTER, & WIGHAM RICHARDSON, LTD.,**  
**Neptune Works, WALKER.**





Swan Hunter &  
Wigham Richardson Ltd.  
P.S. No 1070.

Sketch showing openings  
in Shade deck sides  
& enclosed portholes  
between upper &  
Shade decks.

RECEIVED

W 506-0168 (212)



© 2020

Lloyd's Register  
Foundation