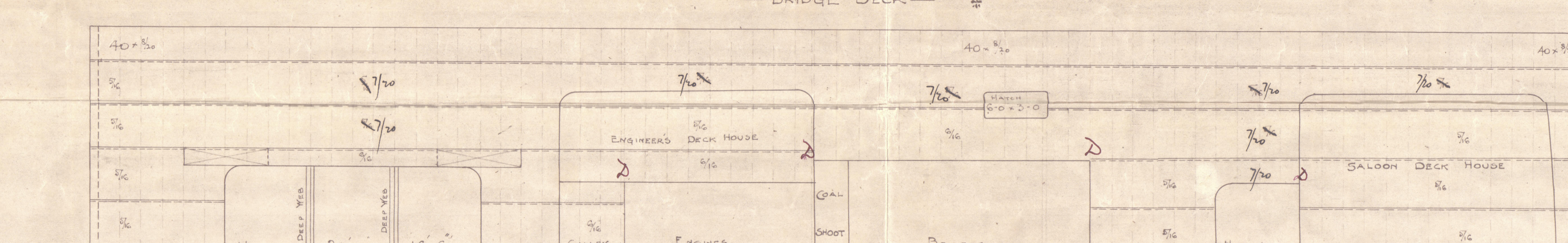
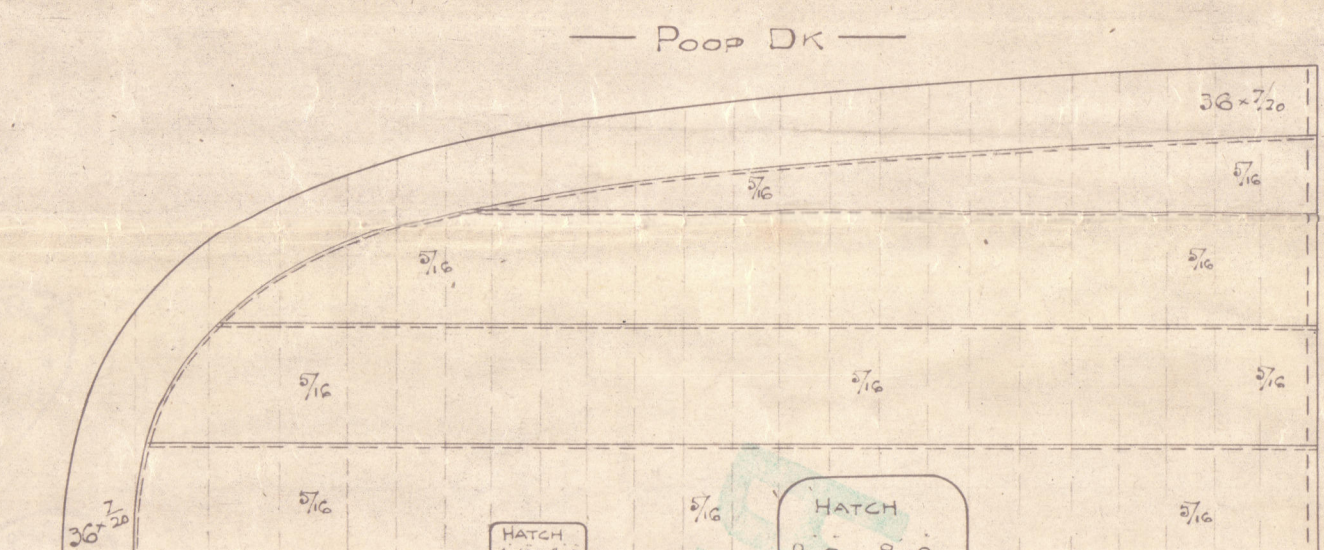
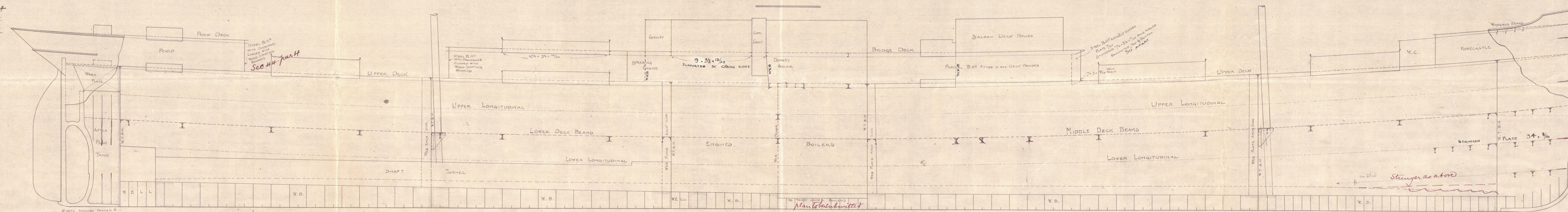


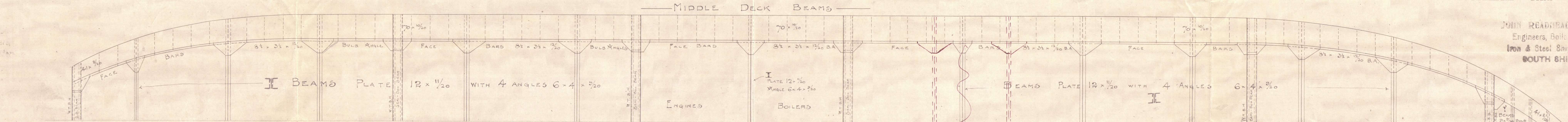
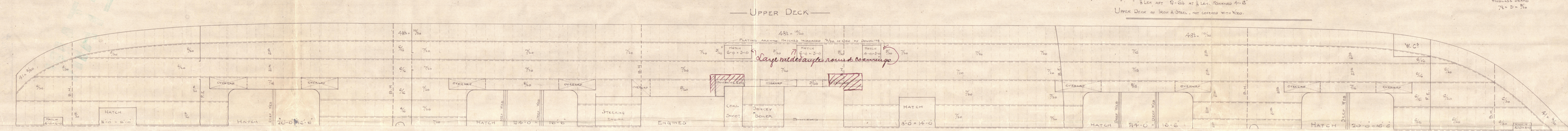
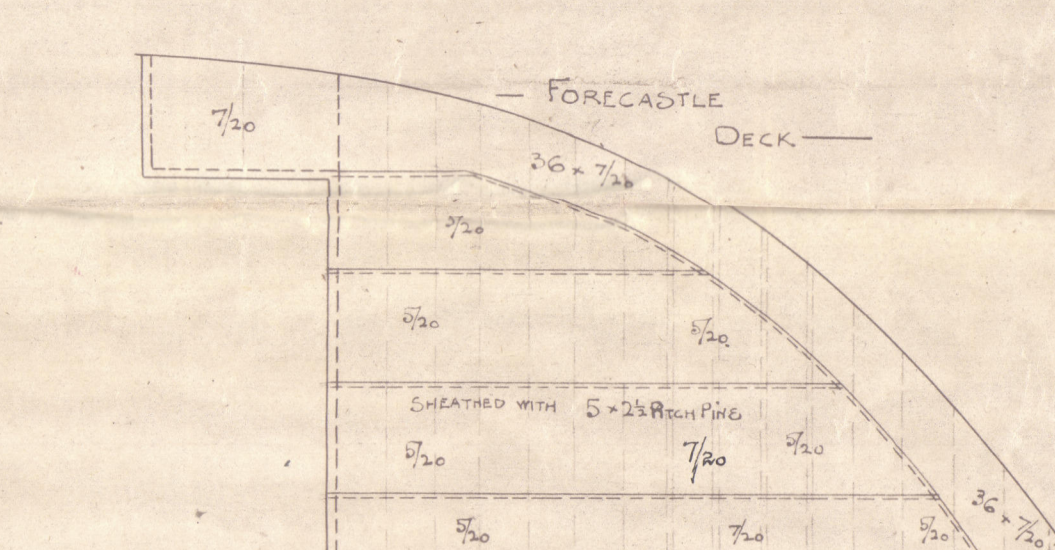
PROFILE & DECK PLANS No 382.

DIMENSIONS AS PER RULE
 LENGTH 339' 08"
 BREADTH (MOULDED) 46' 30"
 DEPTH (AT CENTRE) 28' 27"

31. 3. 04
 16. 4. 04
 30. 4. 04



PARTICULARS FOR FREEBOARD
 LENGTH BETWEEN PERPENDICULARS 341' 0"
 BREADTH EXTREME 46' 0"
 DEPTH MOULDED IN UPPER DECK AT MIDDLE OF LENGTH 27' 0"
 OF HOLD CAL' D.D. TO UPPER DECK 24' 8 1/2"
 TONNAGE UNDER DECK 3845 TONS
 COEFFICIENT OF FINENESS .85
 LENGTH OF BRIDGE 140' 0" OUTSIDE 140' 0" AT CENTRE
 POOP 41' 0" 41' 0" 7' 0" HIGH
 FORECASTLE 40' 0" 38' 0"
 SCANTLING CLASS 100-A1 2 DECK RULE SPECIAL SURVEY
 SHEER AT AFTER SIDE OF STEERN POST 4' 6" FORE SIDE OF STEERN 8' 6"
 3' LEN AFT 12' 6" AT 1/2 LEN. FORWARD 4' 8"
 UPPER DECK OF IRON & STEEL, NOT COVERED WITH WOOD.



JOHN READE & SONS
 Engineers, Boiler Makers,
 Iron & Steel Ship Builders,
 SOUTH SHIELDS.

JOHN READE & SONS
 Engineers, Boiler Makers,
 Iron & Steel Ship Builders,
 SOUTH SHIELDS.

17/6
 3/3/04

NEWCASTLE-ON-TYNE

PROFILE PLAN OF

MESSRS REAPHEADS



YARD N^o
382

\$/s "SRGS"

S.S.

Newcastle Report

N^o 48272

Profile & Decks -

RETAIN



© 2020

Lloyd's Register
Foundation

W503-0157