

16 August 1930  
Job No. 579

# Detail of Fore & Aft Gangway

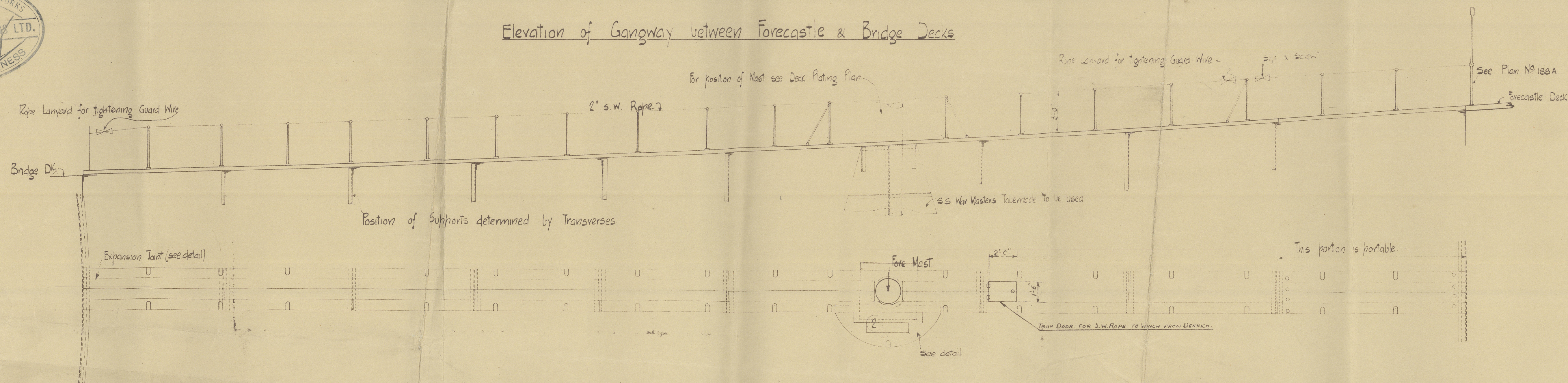
Scales  $\frac{1}{4}$  &  $\frac{1}{2}$  = 1 foot

Note:- For detail of stanchions see Plan No 152A.

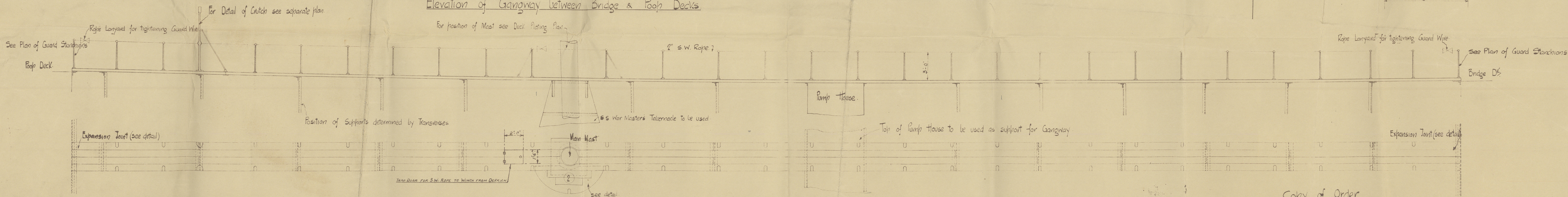
Riveting:-  $\frac{3}{4}$  dia rivets through supports  
 $\frac{1}{8}$  dia rivets through plate in way of mast  
Rivets in brackets to supports  
spaced as shown in detail  
Rivets through plate in way of mast as shown

Section	Size	Qty	Use
Bolts to supports	1 in	500	Bar
Angles connecting Bx to 2K	1 in	200	Bar
Through plate in way of Mast	1 in	200	Bar

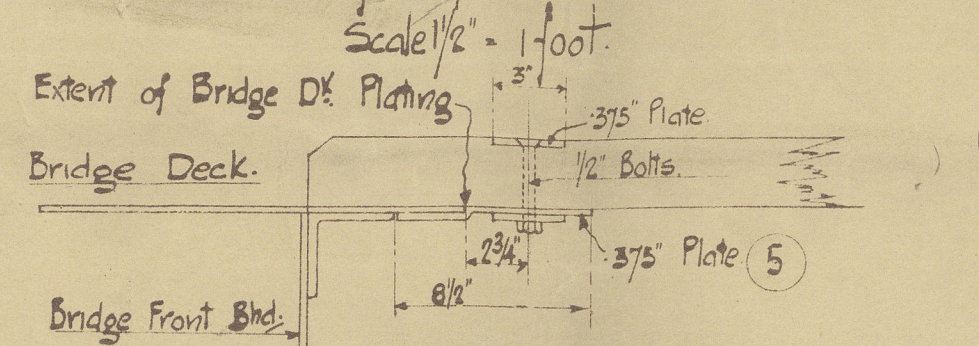
## Elevation of Gangway between Forecastle & Bridge Decks



## Elevation of Gangway between Bridge & Pop Decks



### Detail of Expansion Joint



Method of securing Stanchions to Gangway in way of supports

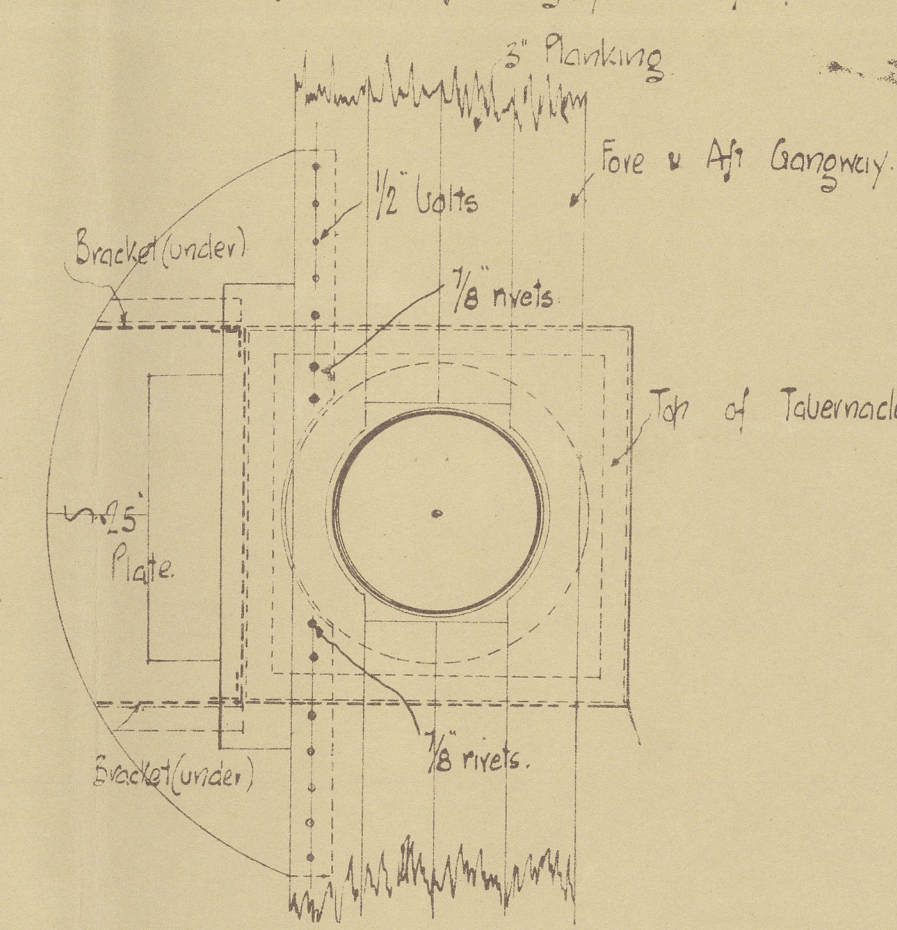
Method of securing Gangway Planks to supports

Method of securing Stanchions to Gangway clear of supports

Method of securing portable portion to supports & decks

Detail of Eyebolts for lifting portable portion

### Detail of Fore & Aft Gangway in way of Mast



### Copy of Order

Mark	Pieces	Length	Breadth	Thks	Remarks
FA G 579	1	20-0	40	3/16	To cut
	2	15-0	36	1/4	To cut from stock. Stock issue issued 14/7/30
	3	15-0	24	1/4	To cut from stock
	4	12-2	8	3/16	To cut from stock
	5	4-5	36	3/16	Expansion joints
FA G 579	1	42-0	3 1/2 x 3 1/2	42	Ends to cut 5
	2	29-0	3 x 3	36	Ends to cut 4
	3	24-9	4 x 3	36	To cut
	6	56-0	3 1/2 x 3 1/2	40	Hatch supports
	7	36-0	3 x 3 x	36	Keel bolts for hatch in 20/7/30

134A  
9th

Each plank secured to support by one bolt only clear of joints



579

✓



© 2020

Lloyd's Register  
Foundation

W488-0040