

DRAWING NO. S043

STEEL BOILERS

TO LLOYD'S REQUIREMENTS FOR A WORKING PRESSURE OF 180 LBS PER SQ. INCH AND A TEST PRESSURE OF 320 LBS PER SQ. INCH

ALL PLATES, RIVETS, STAYS & GIRDERS OF STEEL

TUBES OF WROUGHT IRON

SCALE 1/4" = 1 FOOT

DATE FURNACES

8672 OFF	INTENDED FOR MESSRS SHORT BROS. S.S. NO. 414	Nov 29 1922	Morison's Section DEIGHTON-SECTION
8682 OFF	INTENDED FOR MESSRS SHORT BROS. S.S. NO. 415	DEC 5 1922	Morison's Section DEIGHTON-SECTION
8692 OFF	INTENDED FOR MESSRS SHORT BROS. S.S. NO. 416	DEC 15 1922	Morison's Section DEIGHTON-SECTION
8772 OFF	INTENDED FOR MESSRS SHORT BROS. S.S. NO. 417	Feb. 14 1924	Deighton's Section

TENSILE STRENGTH

PLATE	TONS PER SQ. IN.
SHELL PLATES & BUTT STRAPS	29½ TO 33
COMB. CHAMBER GIRDERS	28 TO 32
ALL OTHER PLATES	26 TO 30



RIVETTING

POSITION	RIVETTING	RIVET HOLES	PITCH	LAP
FRONT & BACK SEAMS	DOUBLE	1 1/8"	3 1/2"	5 3/8"
COMB. CHAM. LONGIT. SEAMS	SINGLE	1 1/8"	2 1/2"	2 1/2"
COMB. CHAM. & FURNACE SEAMS	SINGLE	1 1/8"	2 1/2"	2 1/2"

Total Heating Surface in
2 Boilers = 5806 sq ft

TENSILE TENS. SLD.	DIA.	THICK. PER IN.	EFF. DIA.	EFF. THICK.	NO. OF BOILER
26	1 1/8"	9	1.6078	2.031	370
30	1 1/8"	9	1.7327	2.353	16
28	2 1/2"	6	1.8571	2.69	2
32	3 1/2"	6	3.036	7.22	14

STAYS



NOTE: - STAYS BETWEEN COMB. CHAMBERS & MARGINAL STAYS IN BACKS, SCREWED INTO BOTH PLATES AND NOT FITTED TO EACH END. STAYS FROM COMB. CHAMBER TO SHELL & REMAINDER OF STAYS IN BACKS TO HAVE NOT FITTED TO EACH END. ONLY 8 TO BE PERFECT & AND TUBE MARKED 20/2/24

S77

SUNDERLAND

J. DICKINSON & SONS LTD

(2) BOILERS N° 877

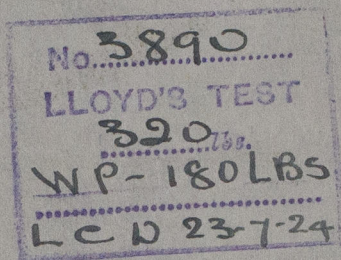
W.P. - 180 LBS

DUPLICATE OF N° 868

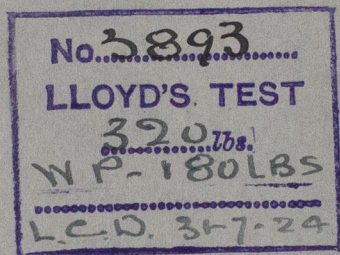
SHORT BROS LTD

S/S N° 417

PORT



Starboard



SUNDERLAND RPT. NO. 28901

RETAIN

© 2020

W487-0253 Lloyd's Register
Foundation