
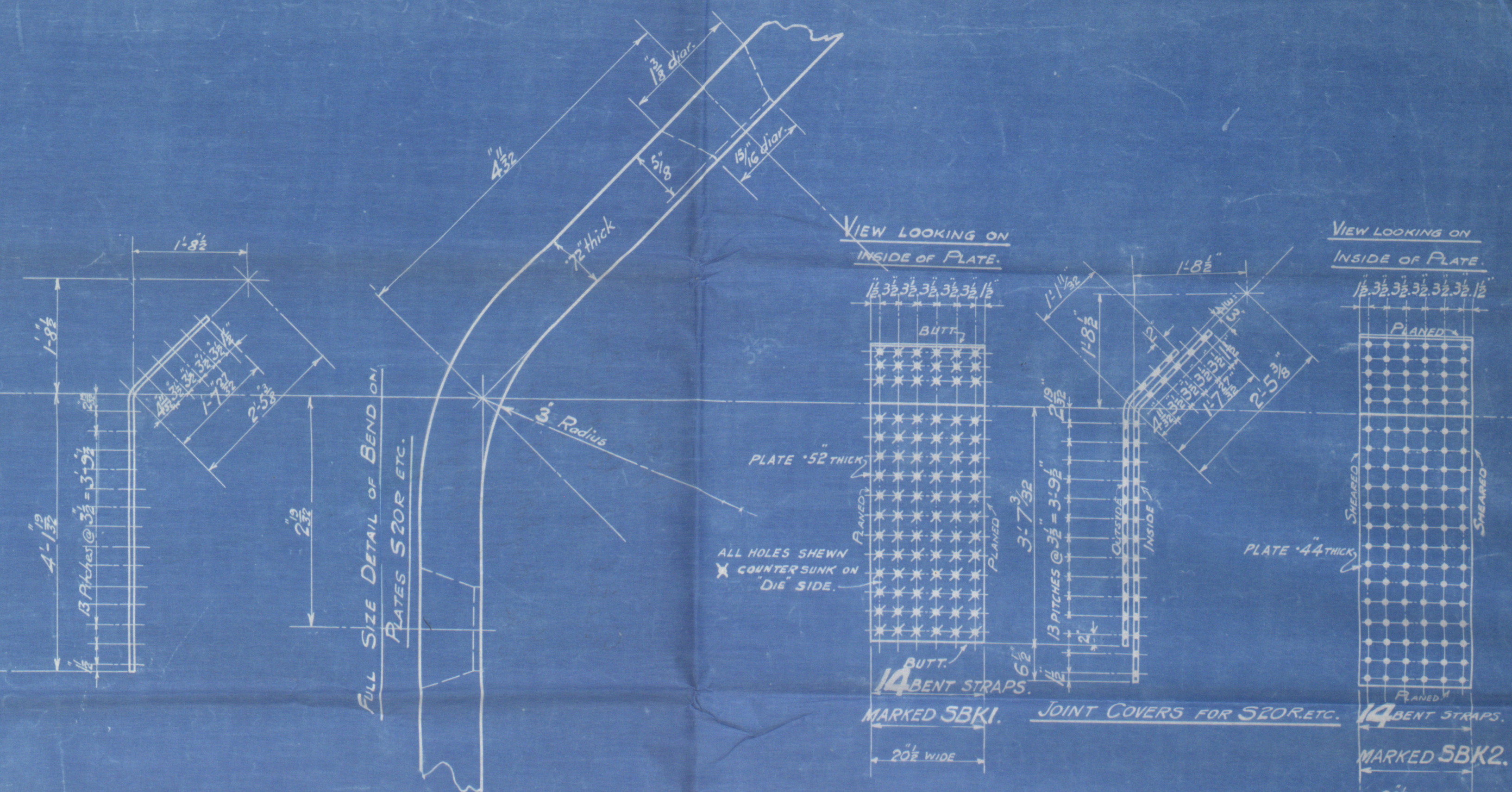


No. of PLATES	DESCRIPTION	NOTES	MARK
2	AS DRAWN.		S20R.
2	OPP. HAND TO S20R.		S20L
1	AS DRAWN BUT WITH HOLES IN LINE E TO BE $3\frac{1}{2}$ " PITCH.		S21R
1	OPP. HAND TO S21R.		S21L
1	AS DRAWN BUT WITH HOLES IN LINES D & E TO BE $3\frac{1}{2}$ " PITCH.	ALL ADDITIONAL HOLES TO BE COUNTERSUNK ON "PUNCHED" SIDE.	S22
1	AS DRAWN BUT WITH HOLES IN LINE B TO BE $3\frac{1}{2}$ " PITCH.		S23R
1	OPP. HAND TO S23R.		S23L
1	AS DRAWN BUT WITH HOLES IN LINE G TO BE $3\frac{1}{2}$ " PITCH.		S24R
1	OPP. HAND TO S24R.		S24L



No. of PLATES	DESCRIPTION	NOTES	MARK
2	AS DRAWN, BUT WITHOUT HOLES A, B & C.		S56R
2	OPP. HAND TO S56R.		S56L
1	AS DRAWN BUT WITHOUT HOLES B & C.		S54R
1	OPP. HAND TO S54R.		S54L
1	AS DRAWN, BUT WITHOUT HOLES A & B.	ALL ADDITIONAL HOLES TO BE COUNTERSUNK ON "PUNCHED" SIDE.	S57R
1	OPP. HAND TO S57R.		S57L
1	AS DRAWN, BUT WITHOUT HOLES A & C.		S58R
1	OPP. HAND TO S58R.		S58L

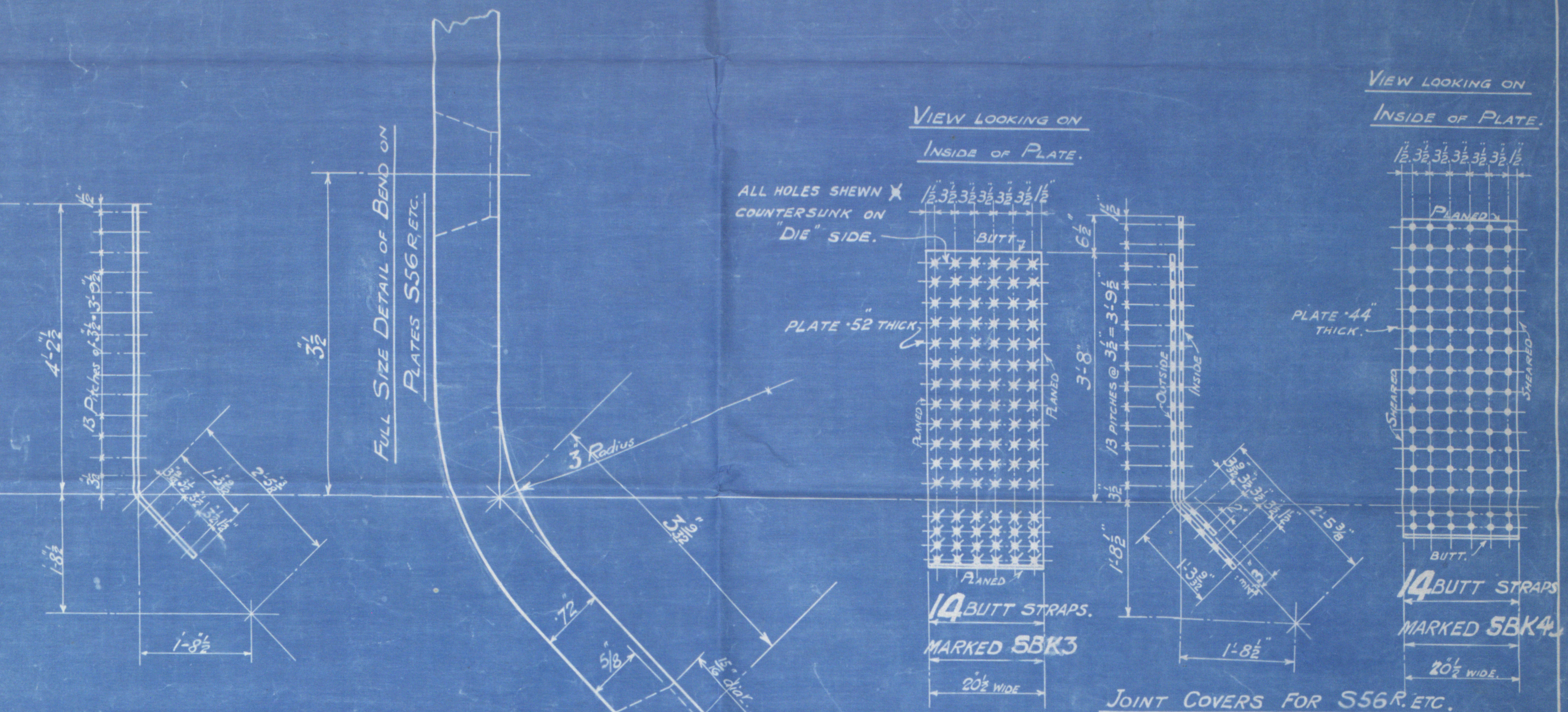


NOTE:- ADDITIONAL HOLES IN WAY OF LINE OF BEND IN BUTT STRAPS TO BE DRILLED AT SITE.

ALL HOLES TO BE PUNCHED ON THE SIDE OF PLATE AS DETAILED, OR IF NOT, ALL HOLES TO BE DRILLED.

THE VIEWS SHOWN ON THIS DRAWING ARE TAKEN LOOKING ON "PUNCHED" SIDE OF PLATE IN EACH CASE.

ALL HOLES  $\frac{1}{16}$ " DIAM. FOR  $\frac{3}{8}$ " RIVETS & TO BE COUNTERSUNK WHERE SHOWN.



-QUANTITIES GIVEN ARE FOR 1 SHIP ONLY-

-N TYPE- DETAILS OF BILGE PLATES-

DORMAN, LONG & Co., Ltd.  
CONSTRUCTIONAL DEPT.  
MILL SHEET NO.  
RIVETS Dia Pitch  
BOLTS Dia  
HOLES  
PAINT  
DELIVERY  
SCALE  $\frac{3}{4}$ " INCH = 1 FOOT  
Drawn by J.M.A. Verified by J.M.A.  
REF. No. X8630  
16A  
MIDDLESBROUGH





2



© 2019

Lloyd's Register  
Foundation



1A & 2.

Detail of Bilge Plates.

The Kinghorn S. Co.,  
Kinghorn.

RETAIN

W482 - 0235



© 2019

Lloyd's Register  
Foundation