

23/11/33

— SS. N° 257. —
— PROFILE & DECK. —
— DIMS. 250'-0" x 37'-10" MLD x 16'-9" MLD TO MAIN DECK. —

— SCALE 1/8" = 1 FOOT. —

— TO CLASS LLOYDS 100 A.I. —

AFTER PEAK BULKHEAD.

N° 8. W.T.B.
PLATING 36" TO 26" INCREASED TO 66" *floor 1st*
IN WAY OF STERN TUBE IN LIEU OF DOUBLING.
STIFFENERS 8" x 3" BA. TO 6" x 3" BA. BKT TO DECK
BRACKETS 20" x 42" 5" x 3/4" RNS. TO 15" x 34" 4" x 3/4" RNS.
FRAME 5" x 3" x 36"
BEAM 5" x 3" x 36"

W.T. BULKHEAD.

N° 47.
PLATING 36" TO 26"
STIFFENERS 8" x 3" BA. BKT TO TOP R. BTM.
BRACKETS 20" x 42" 5" x 3/4" RNS.
IN WAY OF NECESS. 6" x 3" BA. BKT TO DECK
BRACKETS 15" x 34" 4" x 3/4" RNS.
FRAME 3" x 3" x 36"
BEAM 3" x 3" x 36"

BUNKER BULKHEAD


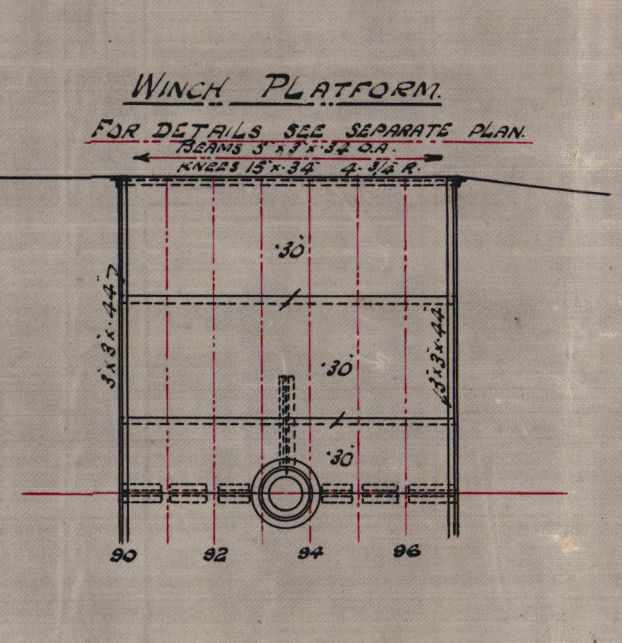
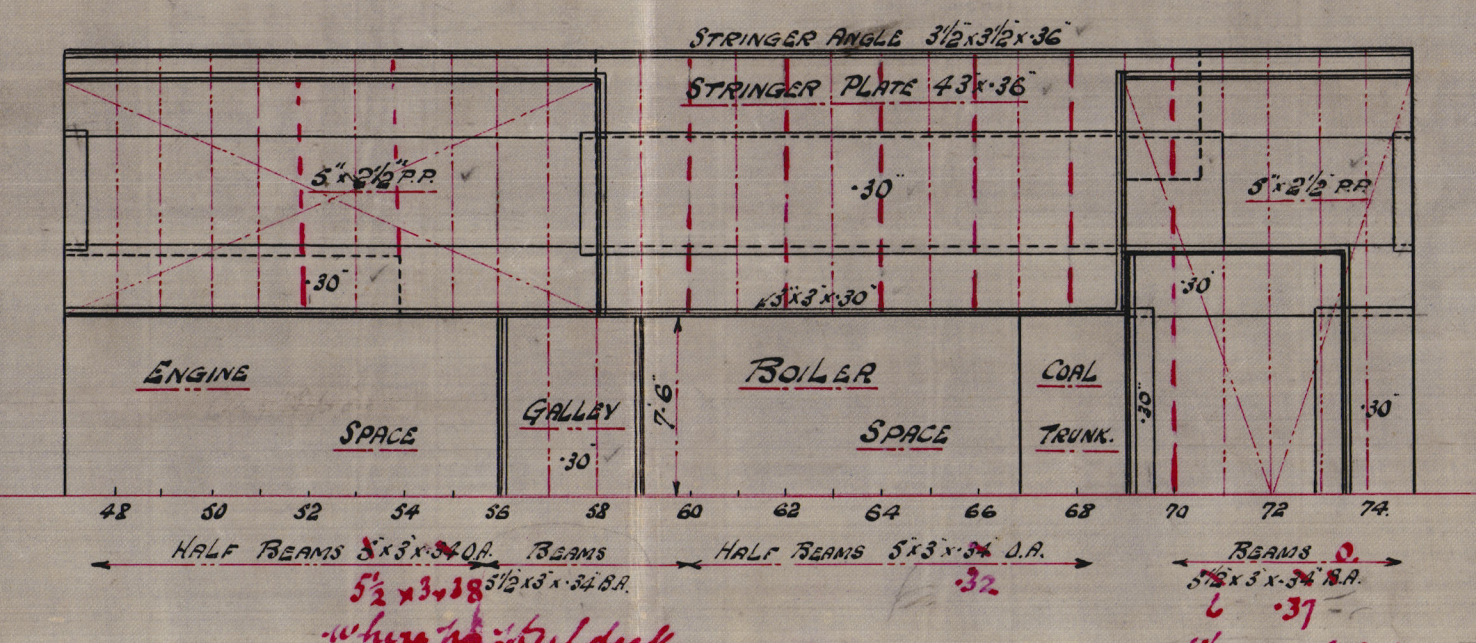
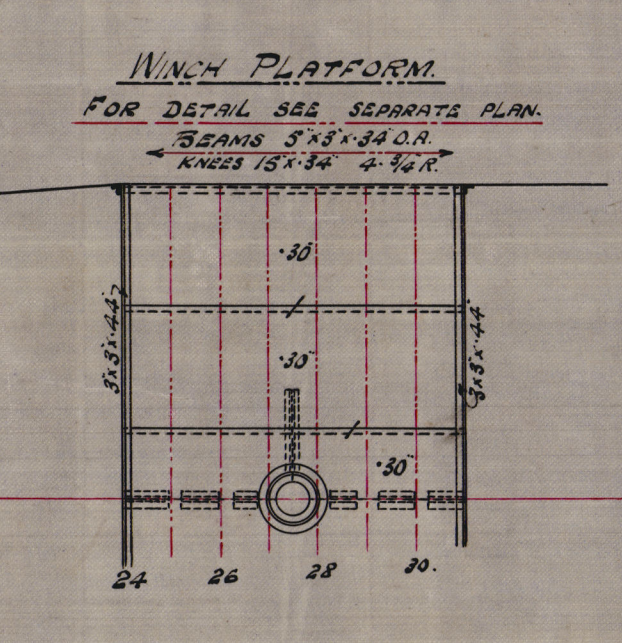
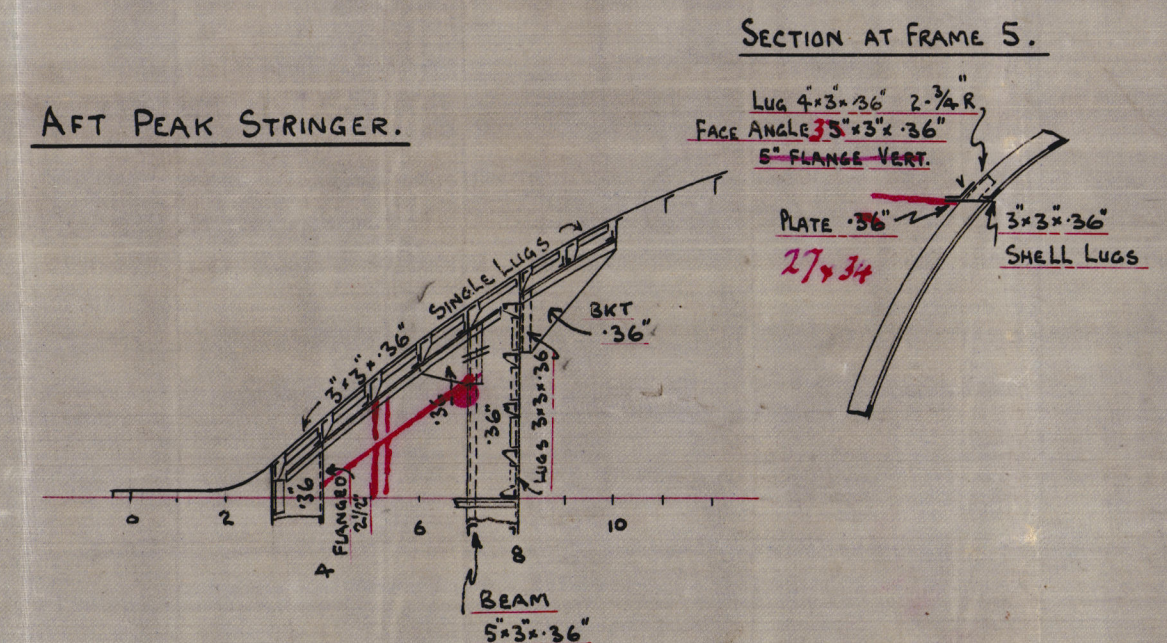
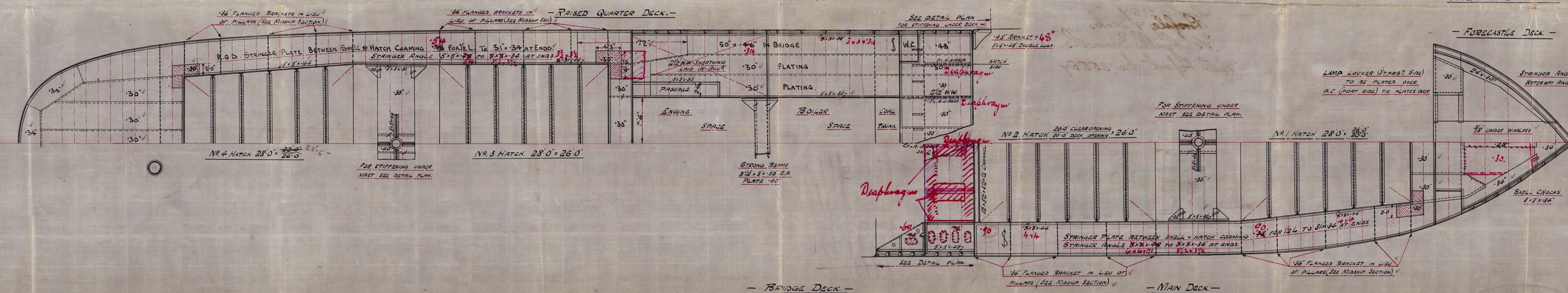
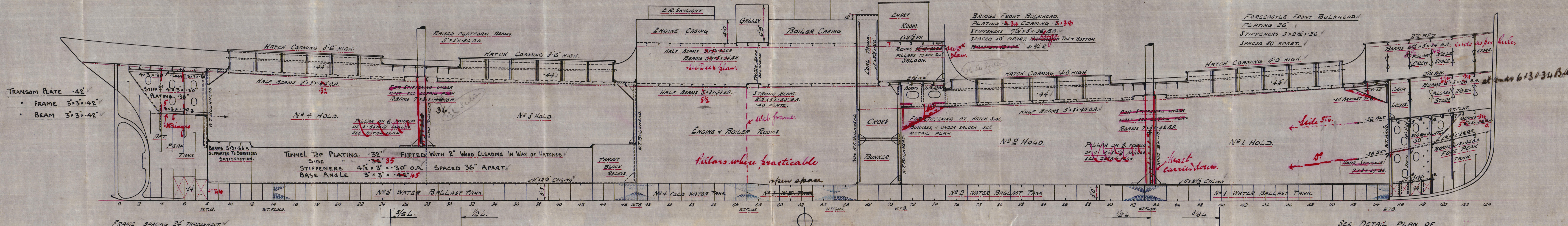
N° 67.
PLATING 36" TO 26"
STIFFENERS 8" x 3" BA. BKT TO TOP R. BTM.
BRACKETS 20" x 42" 5" x 3/4" RNS.
FRAME 3" x 3" x 36"
BEAM 3" x 3" x 36"

W.T. BULKHEAD FORMS N° 71.

PLATING 36" TO 26"
STIFFENERS 8" x 3" BA. BKT TO TOP R. BTM.
BRACKETS 20" x 42" 5" x 3/4" RNS.
FRAME 3" x 3" x 36"
BEAM 3" x 3" x 36"

W.T. BULKHEAD FORMS N° 75.

STIFFENERS 7" x 3" BA. BKT TO TOP R. BTM.
BRACKETS 20" x 42" 5" x 3/4" RNS.
FRAME 3" x 3" x 36"
BEAM 3" x 3" x 36"



Messrs. GOSLER SHIPBUILDING & REPAIR CO. LTD.
GOSLER.

Edg.
23.11.33.

Page 25
Profile & Decks
S/S Byille Dannels.
Hall Report No. 35559

RETAIN

— Main Deck —

W472-0132



© 2020

Lloyd's Register
Foundation