



21.11.02.  
31.1.03

4.12.02

# Steel Screw Steamer.

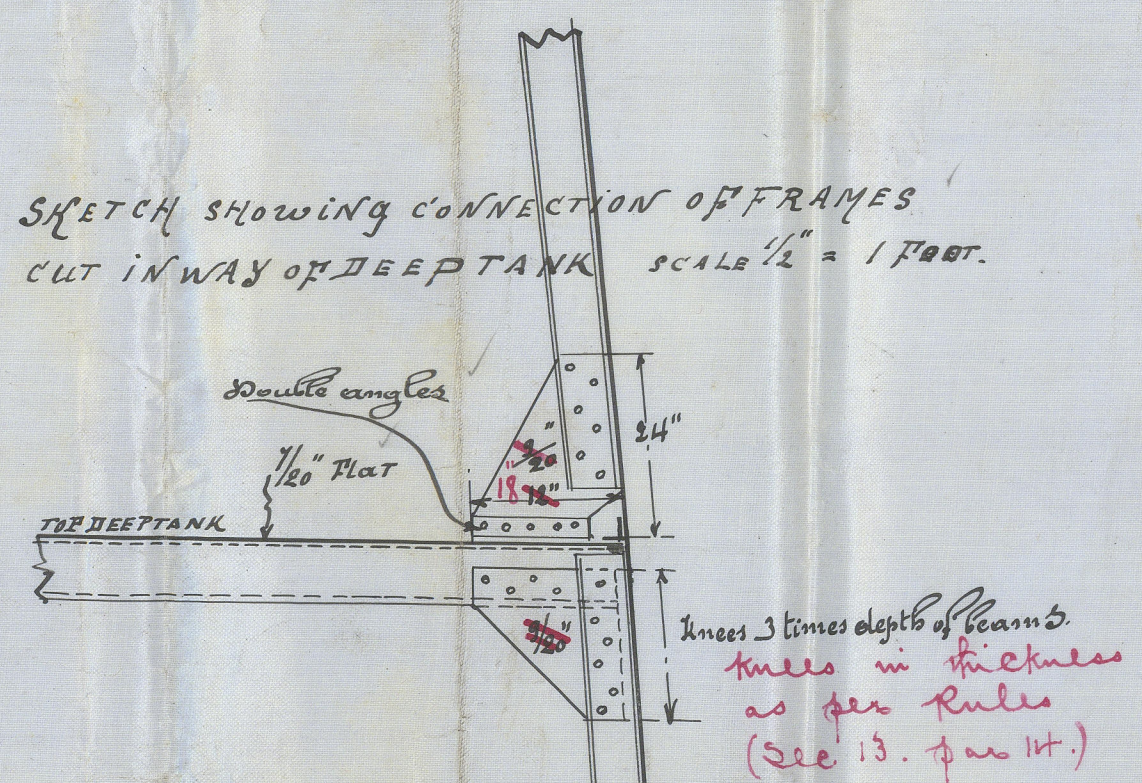
## N° 23

### PROFILE PLAN

SCALE 1/8" = 1'

CLASS 100 A1 LLOYD THREE DECK RULES

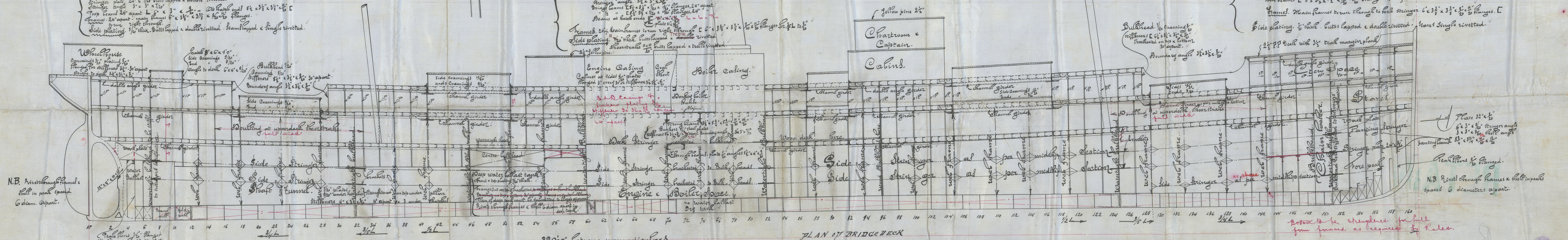
SKETCH SHOWING CONNECTION OF FRAMES  
CUT IN WAY OF DEEP TANK SCALE 1/2" = 1 FOOT.



Roof plate. 1/2" square steel complete deck. Butts & joints lapped & double rivetted. Stringer plate 2 1/2" x 1/2" butts lapped & double rivetted. Angle 3" x 3" x 1/2". At hatch ends 5 1/2" x 3 1/2" x 1/2". Frames 24" apart. Main frames 6" x 3 1/2" x 1/2" & 3 1/2" x 1/2" flanges. To cut light through. Side plating 1/2" thick. Butts lapped & double rivetted. Hand lapped & single rivetted.

Double deck. Closed deck. Complete steel deck. Butts lapped & double rivetted. In open deck in cabins 5" steel plates. Hand single rivetted. Stringer plate 4" x 1/2" for 1/2" to 3/4". Butts lapped & double rivetted. 1/2" double at ends. Bracing angle 3 1/2" x 1/2". Flanges 24" apart. Bracing beams 1 1/2" x 1/2" x 1/2" flanges 24" apart. Beams at hatch ends 1 1/2" x 1/2" x 1/2" flanges 24" apart. Frames 24" main frames to run right through 6" x 3 1/2" x 1/2" & 3 1/2" x 1/2" flanges 24" apart. Side plating 1/2" thick. Butts lapped & double rivetted. Hand lapped & single rivetted. Hand lapped & single rivetted.

Fore castle 1/2" steel deck plated with 2 1/2" p.p. Butts & joints lapped & double rivetted. Stringer plate 2 1/2" x 1/2" - angles 3 1/2" x 1/2". Side beams 1 1/2" x 1/2" x 1/2" flanges 24" apart. Frames. Main frames to run through to side stringer 6" x 3 1/2" x 1/2" & 3 1/2" x 1/2" flanges. Side plating 1/2" thick. Butts lapped & double rivetted. Beams single rivetted. 2 1/2" p.p. deck with 3 1/2" beam margin plating. Boundary angle 3 1/2" x 1/2".

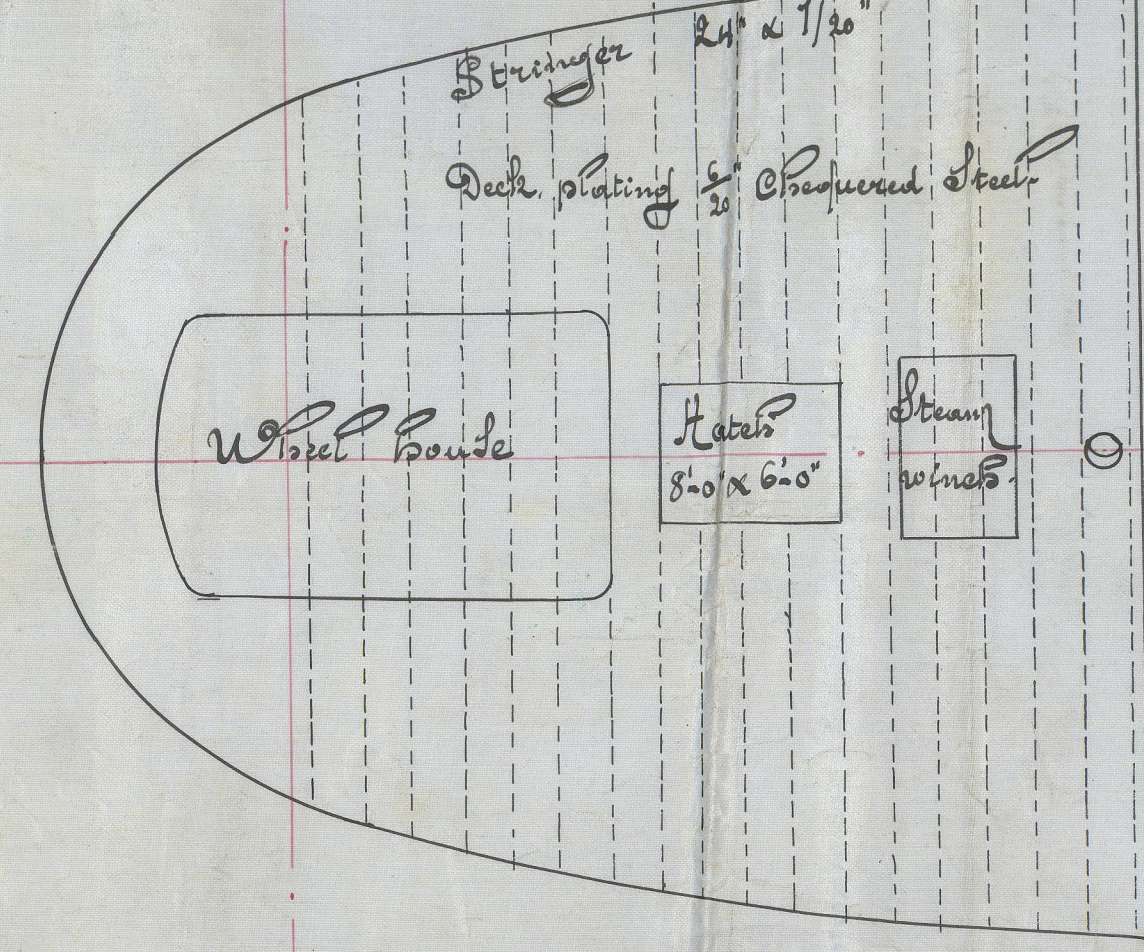


N.B. Rivet through frames & shell in peak spaced 6 diam. apart.

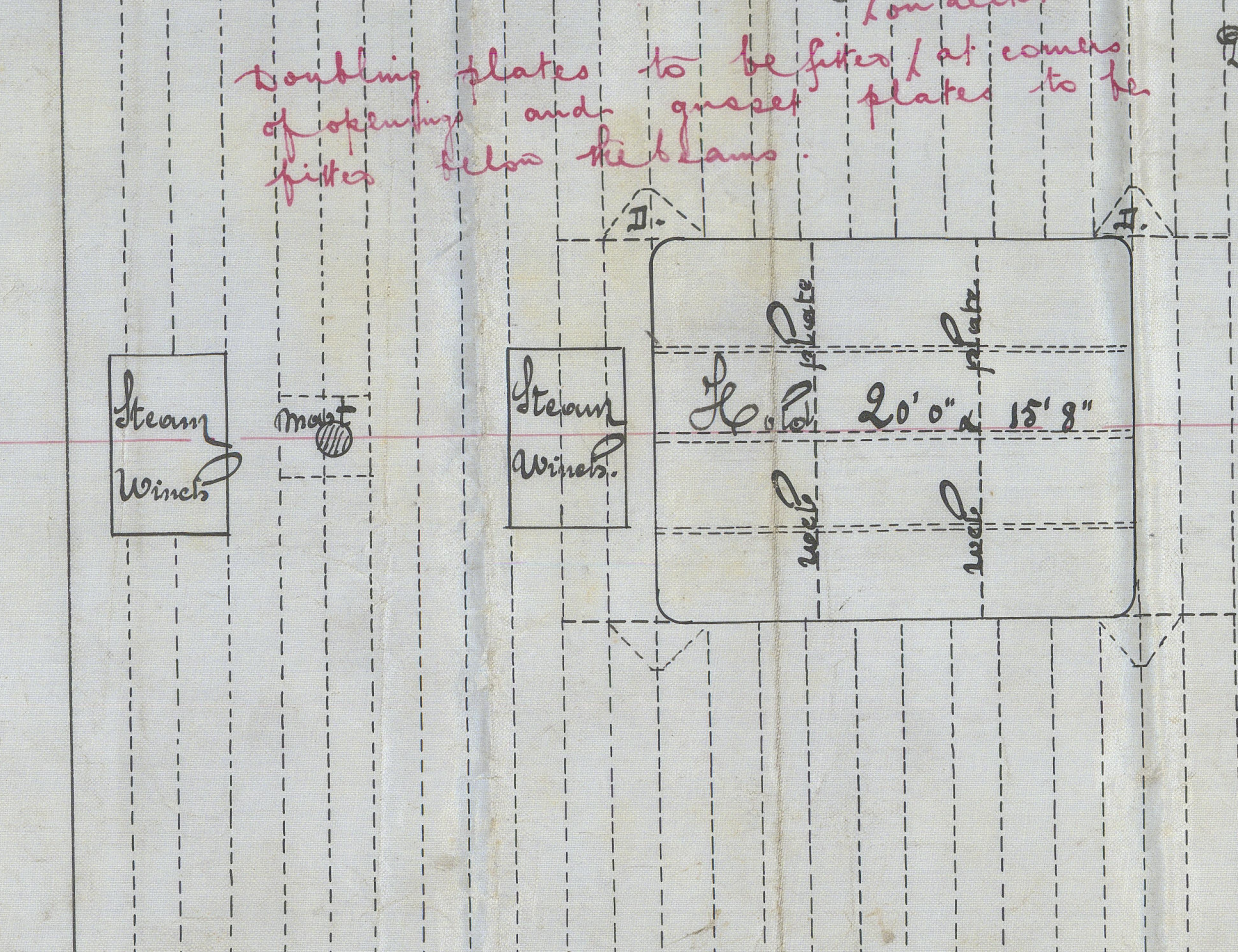
N.B. Rivet through frames & shell in peaks spaced 6 diameters apart.

Notes to be strengthened for full form forward as required by Rules.

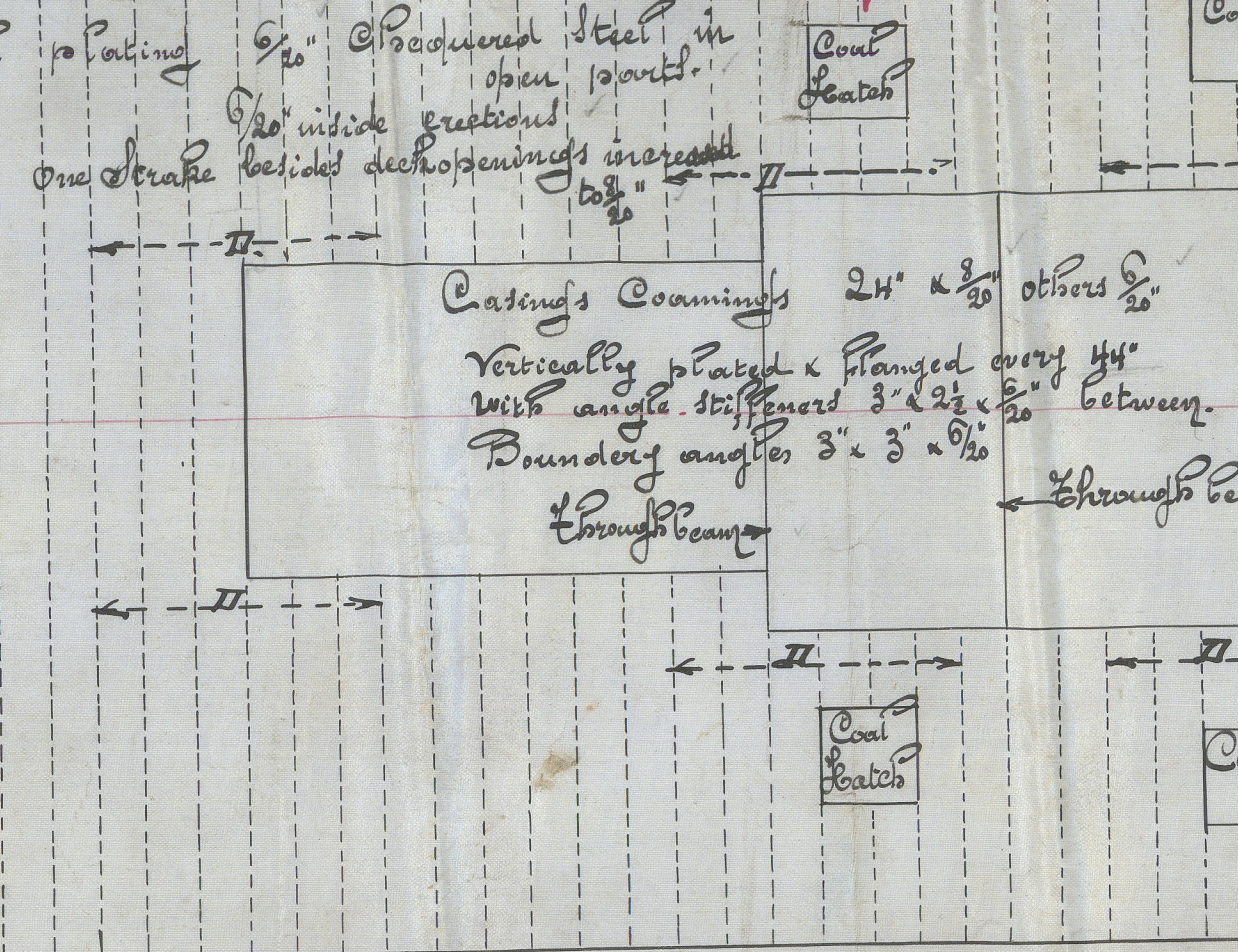
### PLAN OF POOP



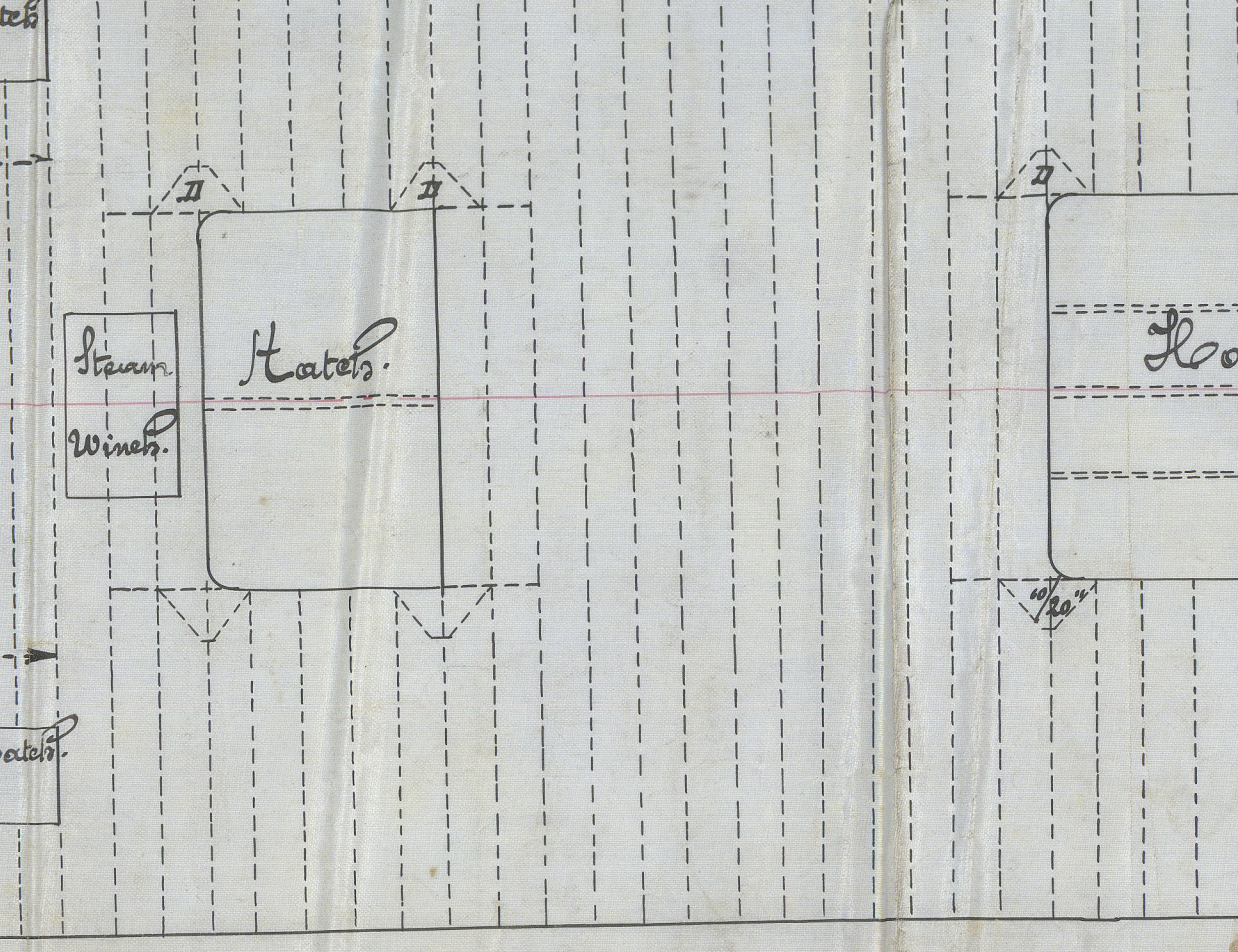
### PLAN OF BRIDGE DECK



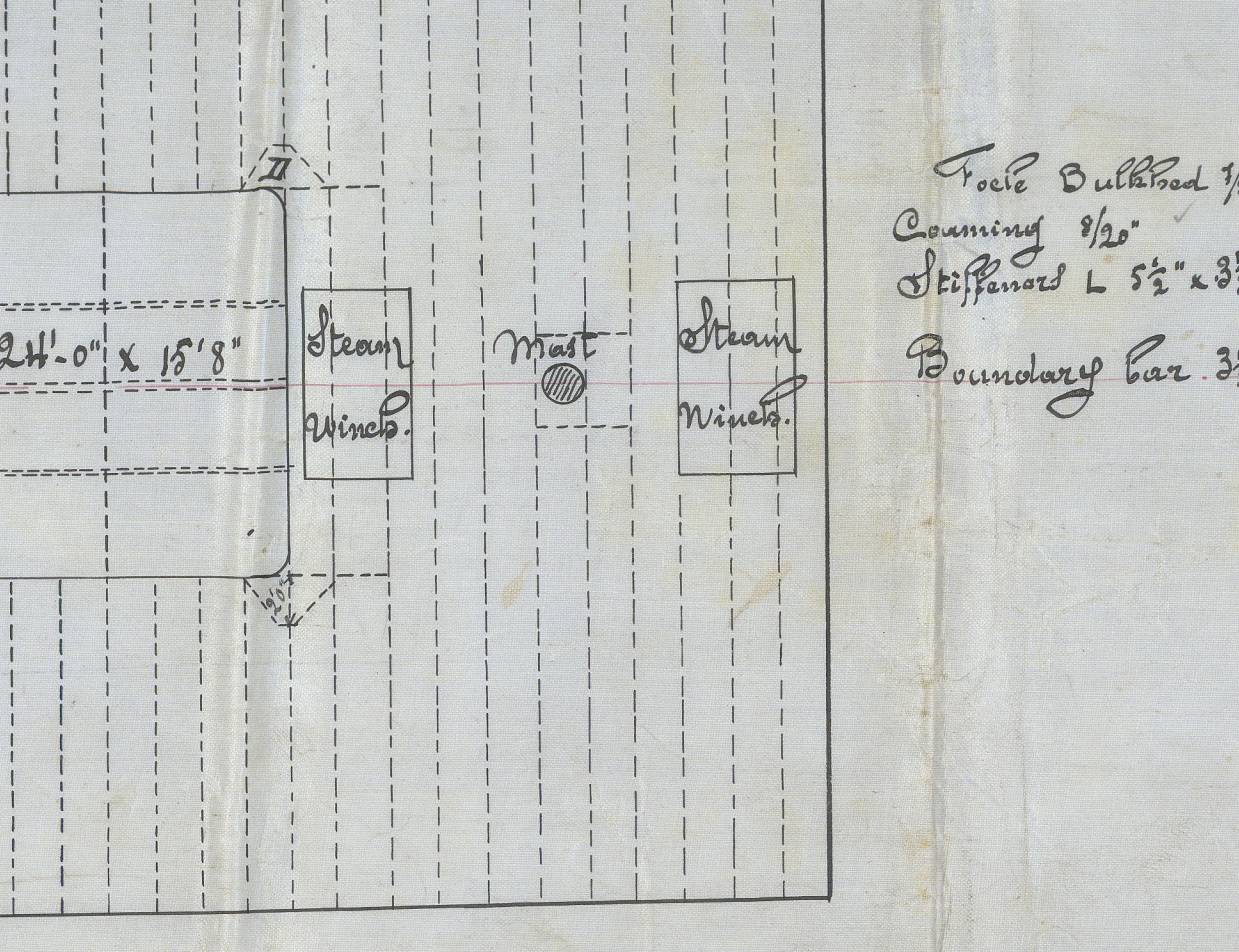
### PLAN OF FORECASTLE




### PLAN OF MAIN DECK



### PLAN OF AFTER DECK



### PLAN OF FORECASTLE



REMAIN



St. Rosina

Ant. 5962



© 2019

Lloyd's Register Foundation



RETAIN

ROSINA

Profile Plan

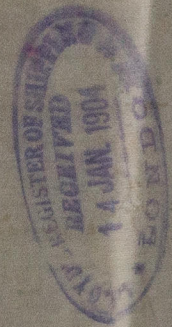

RETAIN

W 468-0291

W 468-0291

Ans. 5962.

Rosina



© 2019

Lloyd's Register Foundation