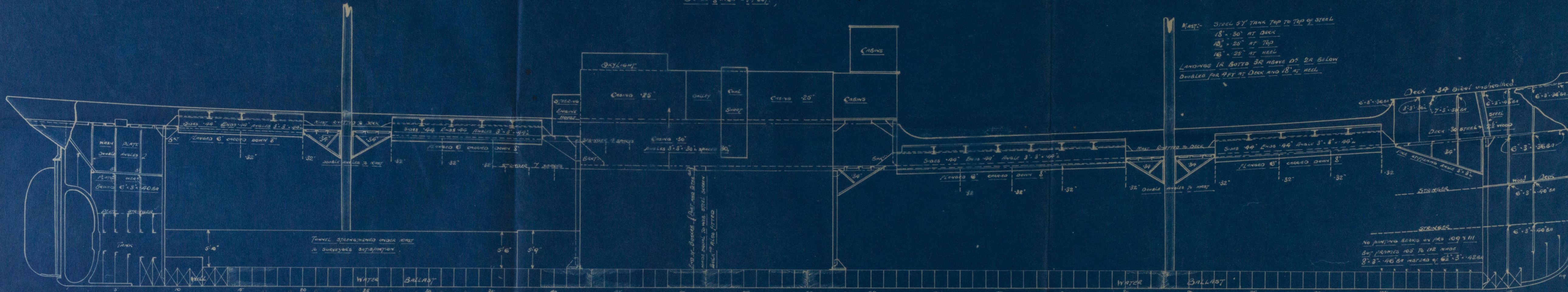


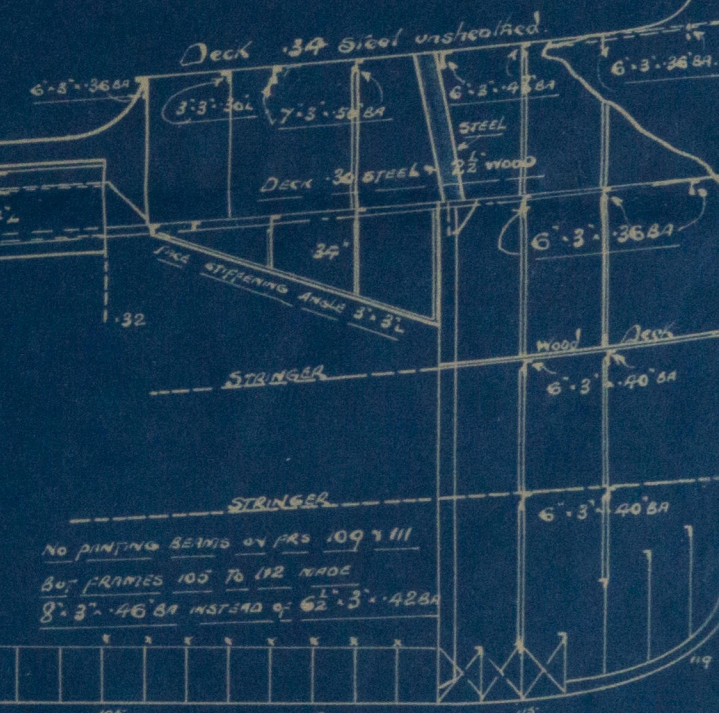
LONGITUDINAL SECTION

S. S. No 113 AS BUILT

SCALE 1/8" = 1' (Feet)




MAST: STEEL 57" TANK TOP TO TOP OF STEEL
 18'-30" AT DECK
 18'-25" AT TOP
 16'-25" AT HEEL
 LANDINGS 12 BUTTS 3R ABOVE DECK 2R BELOW
 DOUBLED FOR 4FT AT DECK AND 18" AT HEEL



RIVETS 2" DIA. FRAMES AND SHELL IN
 AFTER PEAK SPACED 32" AHEAD

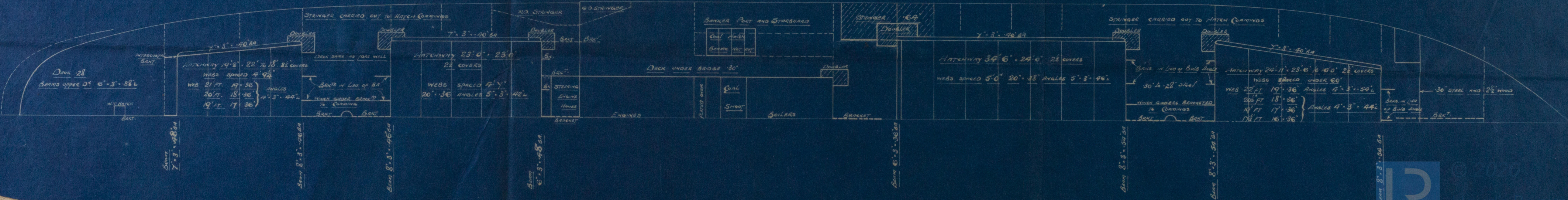
Deck 28



HATCH SIDE COAMINGS TO HAVE 7'-3" x 40" LONGITUDINAL BULB ANGLES
 END BRACKETS AS SHOWN IN LEO OF BULB ANGLES

FORECASTLE DECK
 34" STEEL UNREINFORCED
 BEAMS ON ALTERNATE FRAMES

EVERY 2ND BA. RUN UP NO WEBS



© 2020 Lloyd's Register Foundation
 www.lr.org

Campbelltown S.B.C.

N^o. 113.

S/S

"FRITHJOF EIDE"

Profile & Ducks.

Gr. R. Rip. 17577.

RETAIN

W4670316

© 2020

LR

Lloyd's Register
Foundation