

THE NORTH EASTERN MARINE ENGINEERING CO LTD

SUNDERLAND.

BOILER

SCALE 1 INCH TO A FOOT

SCHEDULE "L"

WRITTEN DIMENSIONS ONLY TO BE TAKEN



RIVET HOLES $\frac{5}{32}$ DIA.

PLATE $\frac{3}{32}$ THICK.
RIVET HOLES $\frac{5}{32}$ DIA.
PITCH $8\frac{5}{16}$

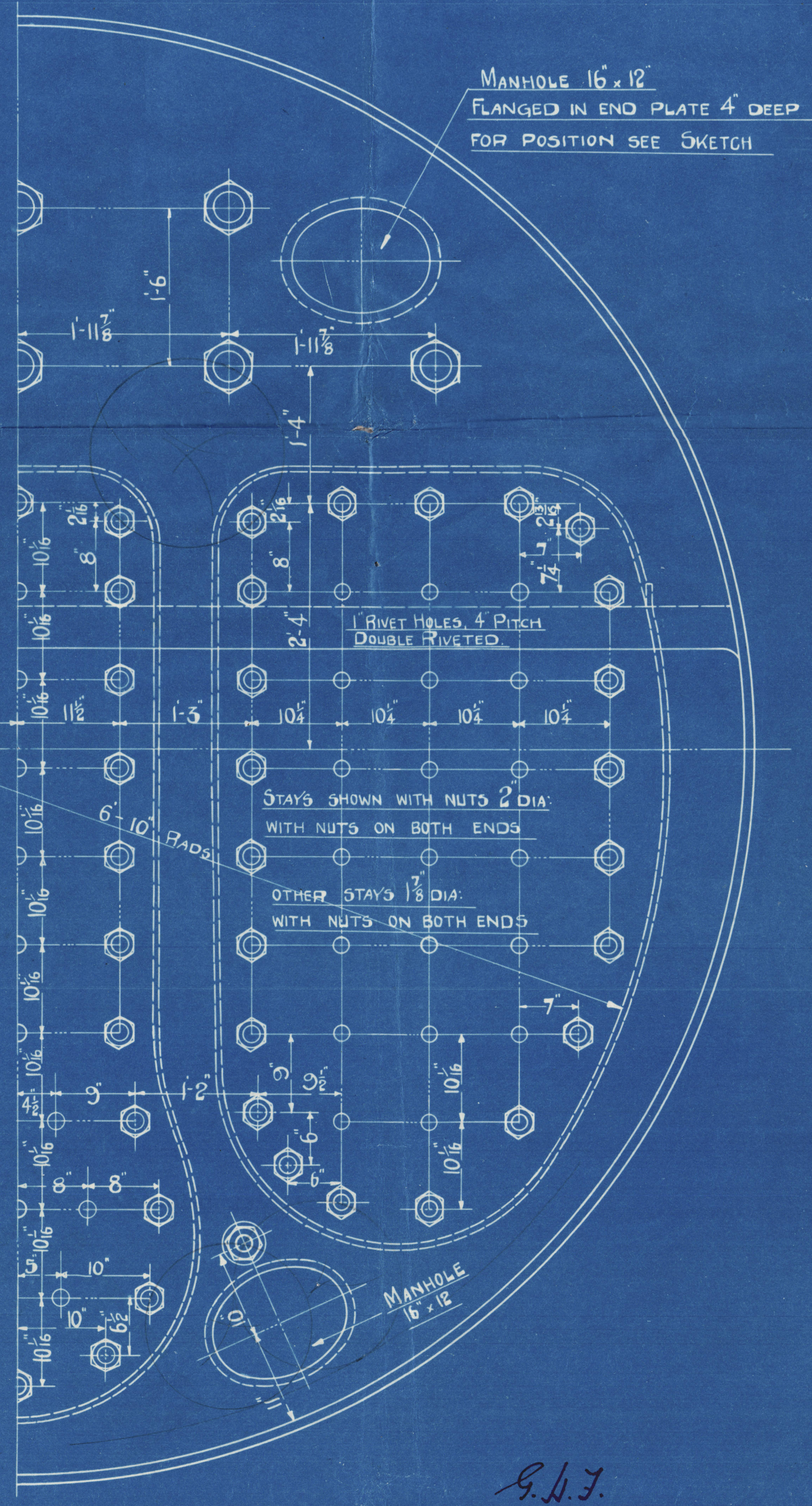
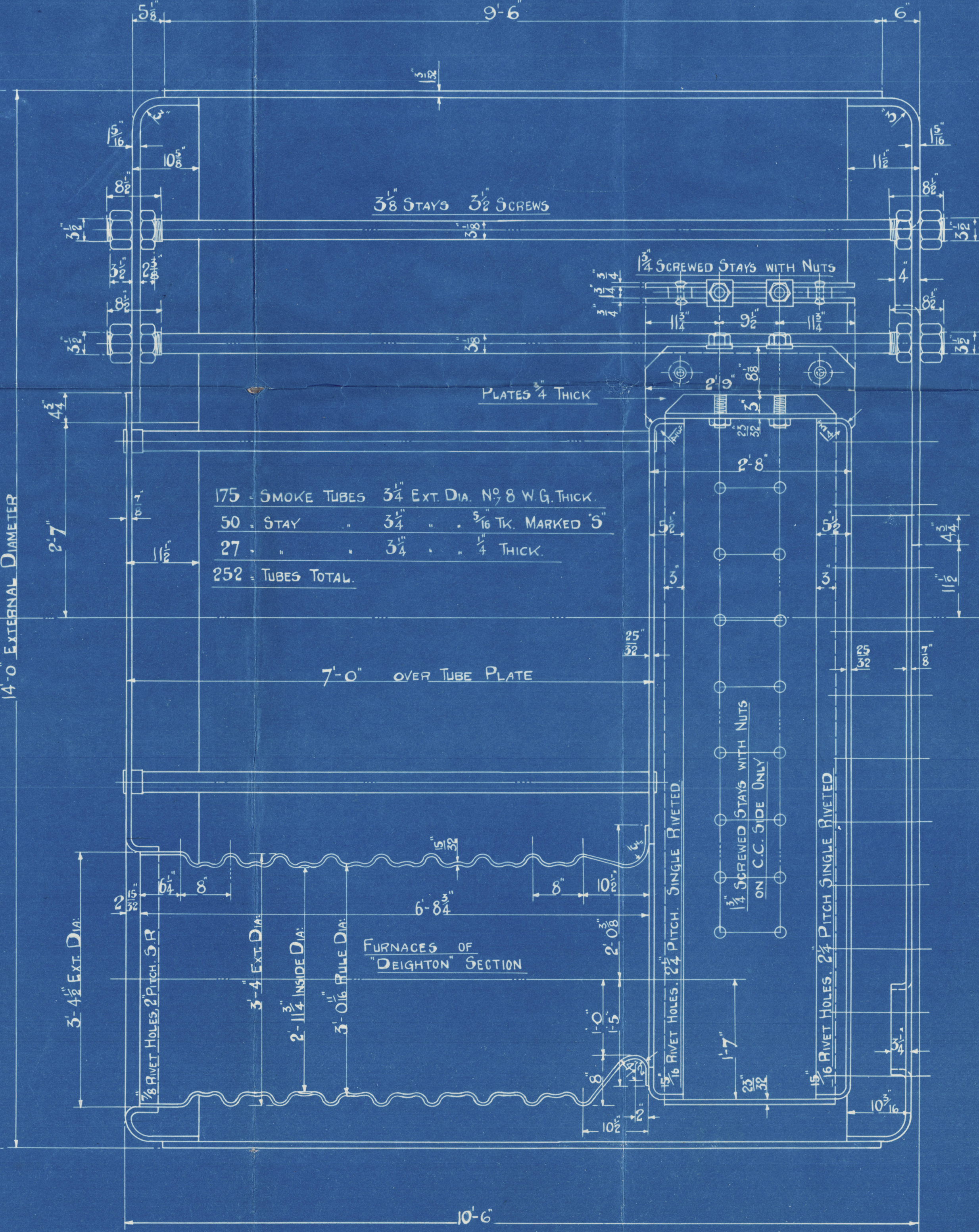
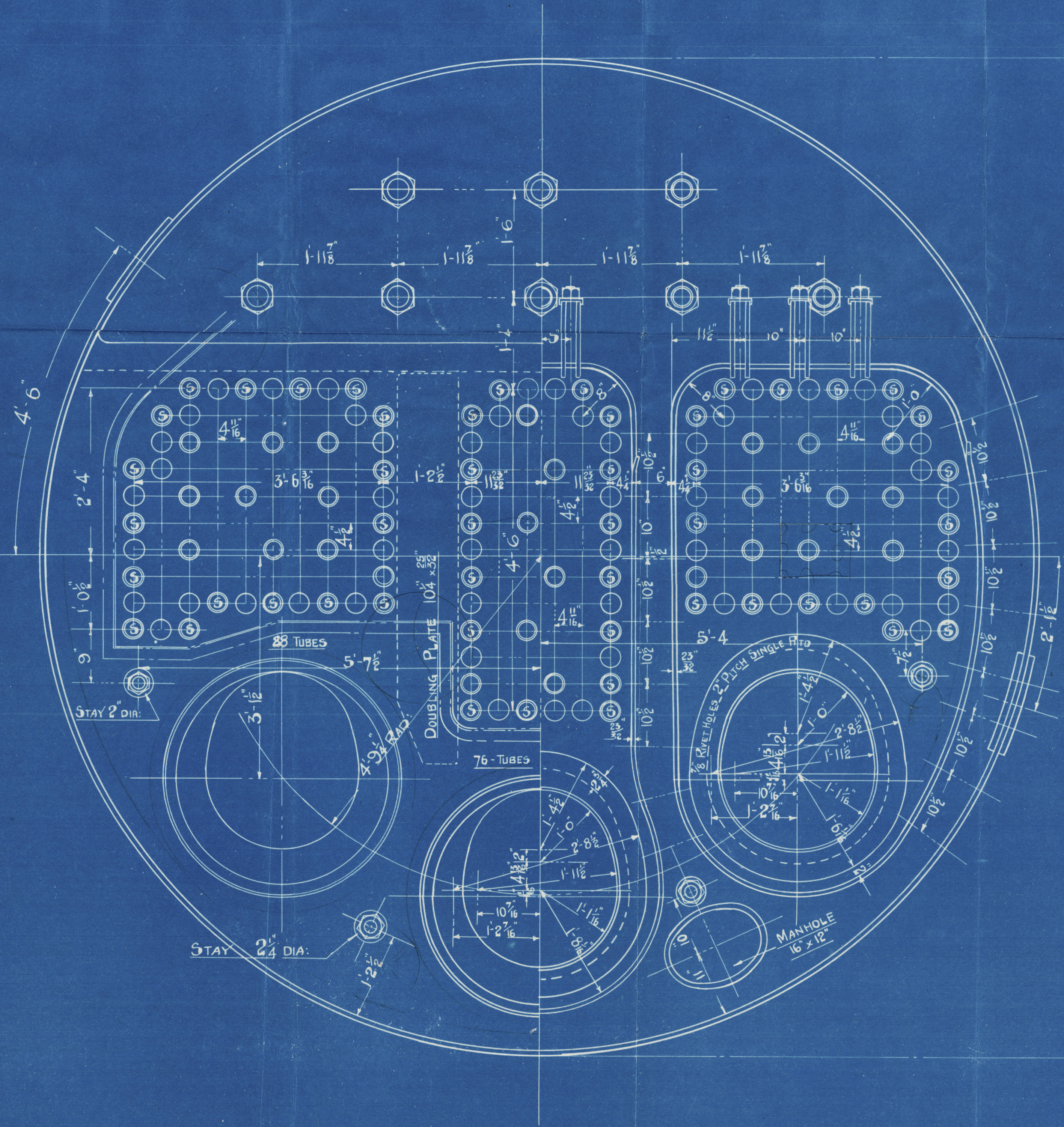
PLATE SECTION = 85.87%
RIVET = 87.18%
COMBINED = 89.18%

RIVET HOLES $\frac{5}{32}$ DIA.

BUTT STRAPS { INSIDE $\frac{31}{32}$ THICK
OUTSIDE $\frac{27}{32}$ THICK.

ALL RIVETS TO BE PUT IN BOTH ENDS OF BOILER

12 PITCHES AT $8\frac{5}{16}$ = 8'-2"



To PASS LLOYD'S SURVEY	
SHELL (35' 2") x 29' x 85' 87"	180.2 LBS. PER SQ.
WORKING PRESSURE	180
TEST	320
HEATING SURFACE ON TUBES	1500 SQ. FEET
OTHER PARTS	401.25
TOTAL	1901
EX. FRONT TUBE PLATE	1865
EFFECTIVE AREA OF STAYS	
3/4" STAY TUBES 3/16" THICK PER INCH.	2.17 SQ. INCHES
3/4" MAIN STAYS	1.64
2 1/2" MAIN STAYS	7.67
2 1/2" STAYS	3.26
2 1/2" SCREWED STAYS	2.51
1 1/2" STAYS	2.71
1 1/2" SCREWED STAYS	2.36
1 1/2" STAYS	2.03
ALL PLATES, RIVETS & STAYS - STEEL	
TUBES - BEST QUALITY SEAMLESS STEEL	
HOLES TO BE DRILLED IN PLACE AFTER BENDING	
TENSILE STRENGTH OF SHELL PLATES 29 TO 33 TONS	
BUTT STRAP	29 TO 33
GIRDER	28 TO 32
OTHER	26 TO 30
MAIN STAYS	28 TO 32
SCREWED	26 TO 30

DRAWN BY
TRACED BY G.T. & M.M.
CHECKED BY J.A.S.
21.1.30

DRAWING NO 8614

CONTRACT 2762

2 OFF
W 463 0254

SUNDERLAND

North Eastern Marine Eng. Co. Ltd

Con. 2462.

Swan. Hunter & Wigham Richardson Ltd

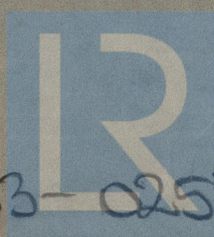
s/s. 1449

Main Boiler

SUNDERLAND RPT. NO. 30436

S.S. "Lea Rambles"

RETAIN



© 2020

Lloyd's Register
Foundation

W463-0254