

THE NORTH EASTERN MARINE ENGINEERING CO LTD.


SUNDERLAND.

BOILER.

SCALE = 1 INCH TO A FOOT.

SCHEDULE "L."

WRITTEN DIMENSIONS ONLY TO BE TAKEN.



Butt Straps.

INSIDE 1 3/32 Tk.
OUTSIDE 1 3/32 Tk.

ALL RIVETS TO BE PUT IN
FRONT END OF BOILER.

EVERY ALTERNATE RIVET TO BE LEFT OUT OF
INSIDE ROW FOR 3/4 CIRCUM: TOP OF BOILER.
ALL RIVETS TO BE PUT IN FOR 1/2 CIRCUM: AT
BOTTOM - AT BACK END OF BOILER.

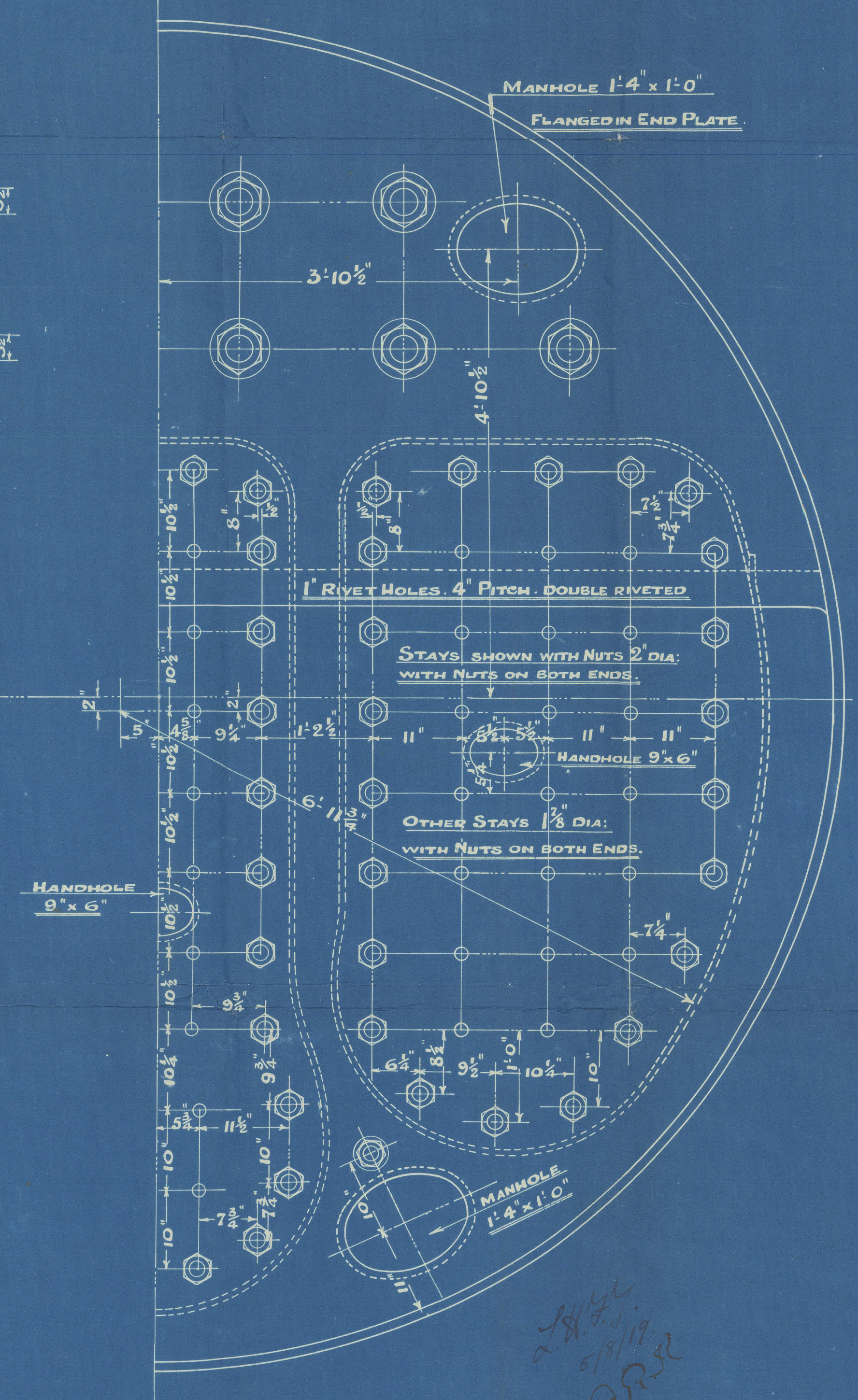
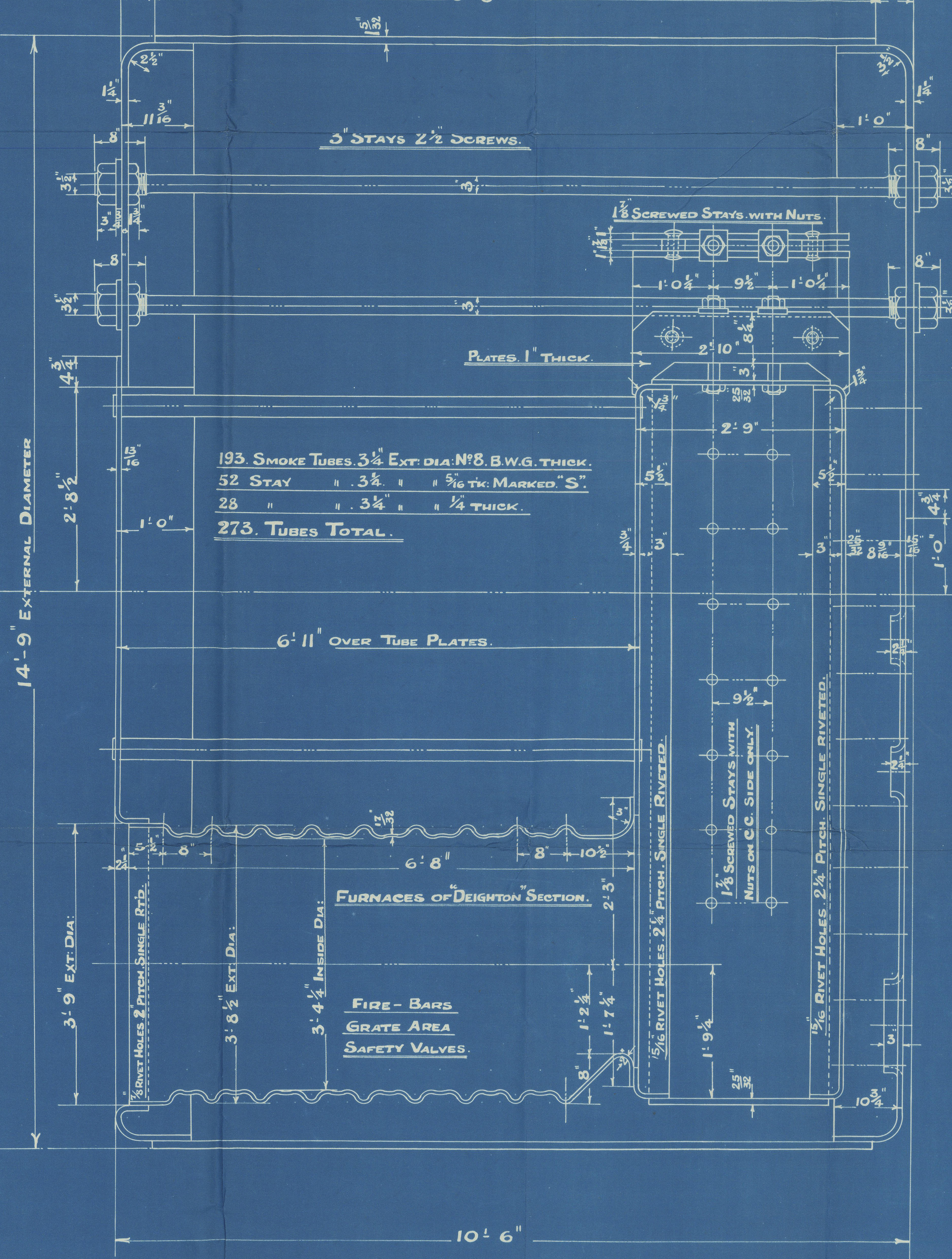
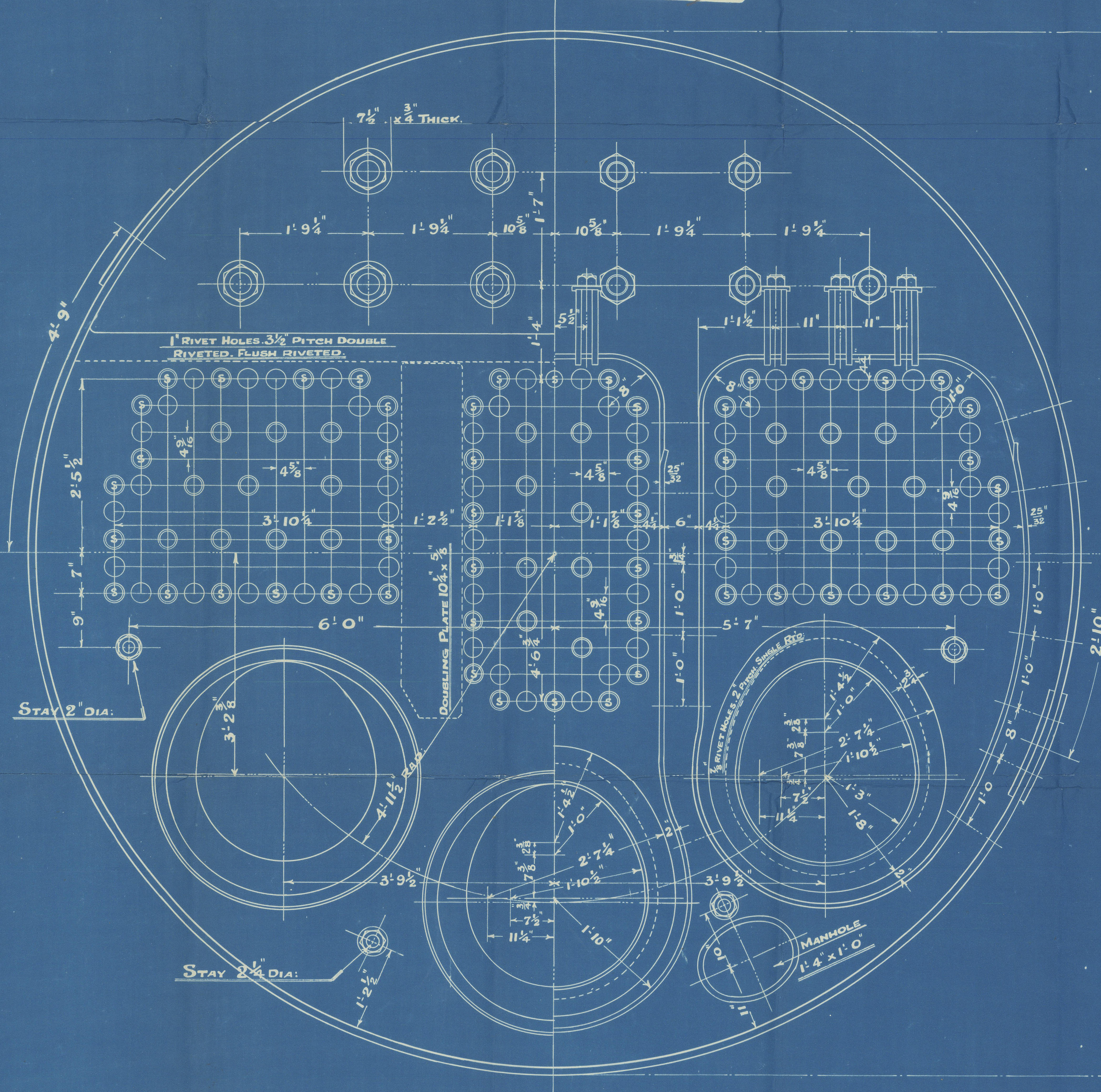
RIVET HOLES 1 3/32 DIA.

PLATE 1 3/32 THICK.
RIVET HOLES 1 3/32 DIA.
PITCH 9 3/16.

PLATE SECTION = 86.61%
RIVET = 86.72%

RIVET HOLES 1 3/32 DIA.

To Pass Lloyd's Survey & French Government			
SHELL =	22 (18.5-2) 80.61	=	180 LBS PER 0"
WORKING PRESSURE	=	180	" "
TEST	=	360	" "
HEATING SURFACE ON TUBES	=	1606.30	SQ. FEET
" " OTHER PARTS	=	445	" "
" " TOTAL	=	2051	" "
EX: FRONT TUBE PLATE	=	2009	" "
EFFECTIVE AREA OF STAYS			
3 3/4" STAY TUBES, 5/16" TK: 9 THREADS PER INCH	=	217.50	SQ. INCHES
3 3/4" " " " 1/2" " 9	=	1.64	" "
3" MAIN STAYS . 6	=	7.06	" "
2 1/2" " " . 6	=	3.26	" "
2" " " . 6	=	2.51	" "
2" SCREWED . 9	=	2.71	" "
1 1/2" " " . 9	=	2.36	" "
ALL PLATES, RIVETS & STAYS - STEEL -			
TUBES - WROUGHT IRON -			
HOLES TO BE DRILLED IN PLACE AFTER BENDING			
TENSILE STRENGTH OF SHELL PLATES. 28 TO 32 TONS	=		" "
" " GIRDER	=	28	" 32 " "
" " MAIN STAYS	=	28	" 32 " "



DRAWN BY: J.A.S.
TRACED BY: J.W.
CHECKED BY: J.A.S.

26719

DRAWING NO 6853.

CONTRACT 2448. 2 OFF.

CONTRACT 2449. 2 OFF.

W458-0202

L

Lloyd's Register
Foundation

SUNDERLAND

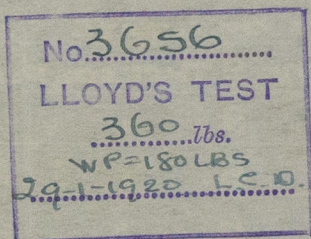
N.E. MARINE ENG CO L^D

(2) BOILERS N^o 2449

WP = 180 LBS

BURNTISLAND S/B CO


S/S N^o 107



Astark

SUNDERLAND RPT. No. 27901

RETAIN



© 2020

Lloyd's Register
Foundation

W458-0202