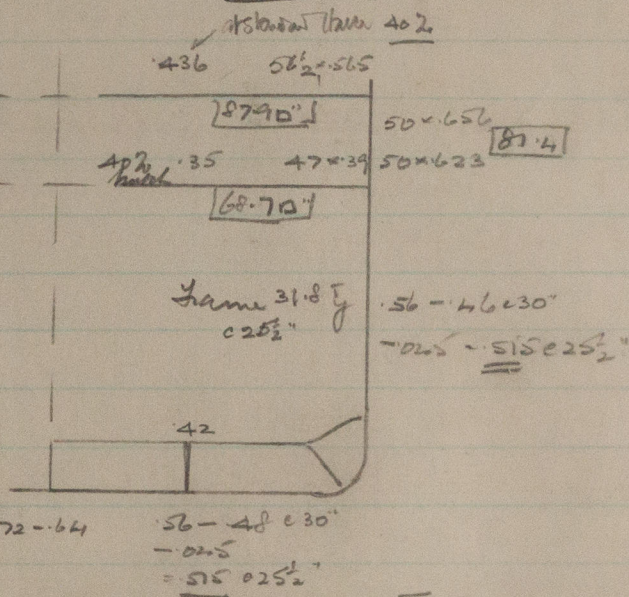
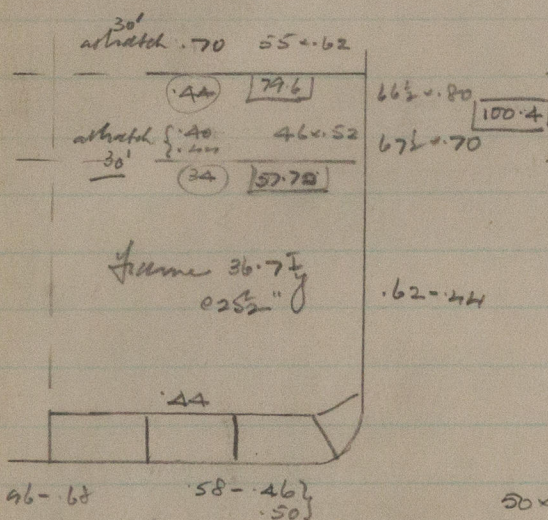


S.S. BODEN + S.S. NARVIK

Actual ship

New Rules C.S. with T.O



C.S.

F.S.

Frames	+ 15%	+ 7%
Bottom shell	+ 12 1/2%	+ 1%
Side shell	+ 20%	+ 8%
Tank top	+ 5%	+ 5%
sheer stake + stake below	+ 23%	+ 12%
upper sk	- 9 1/2%	- 20%
2nd sk	- 16%	- 16%
Total Topside including 2nd sk	+ 6%	- 5%

New Rules F.S.

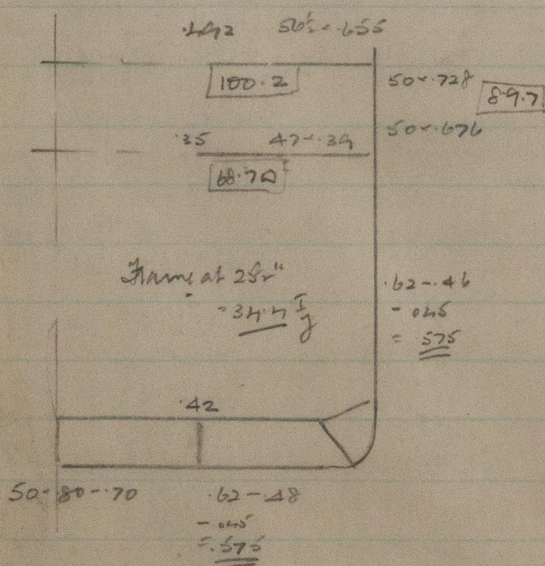
Flush deck summer
hull draught

$$1906 = 76 - 3 \frac{1}{4}$$

$$Conv. = 75 - 10$$

$$Conv. 1320 T.O = 78 - 6 \frac{1}{4}$$

Long about 75 - 0 hld.



© 2020

Lloyd's Register
Foundation

W455-0117