

19/3/07

WATHOLE ON SHELL 16" x 12"  
RING 27" x 27" 1/2" W/THICK DOOR



14' 10 1/2" HEAT DIA.

15' 0" OUTSIDE DIA.

THICKNESSES	STRESS
SHELL	135
INSIDE BUTT STRAP	135
OUTSIDE DO DO	135
ENDS TOP	135
BOTTOM END PLATE	135
FRONT TUBE DO	135
BACK DO DO	135
CONC. BACK	135
DO TOP	135
DO BOTTOM	135
GUARDS	135
FURTHES	135
WATHOLE DOUBLER	135

RATIO 4.8 = 32.1

HEATING SURFACE

TUBES 1711.3 sq

FIREBOXES 260 sq

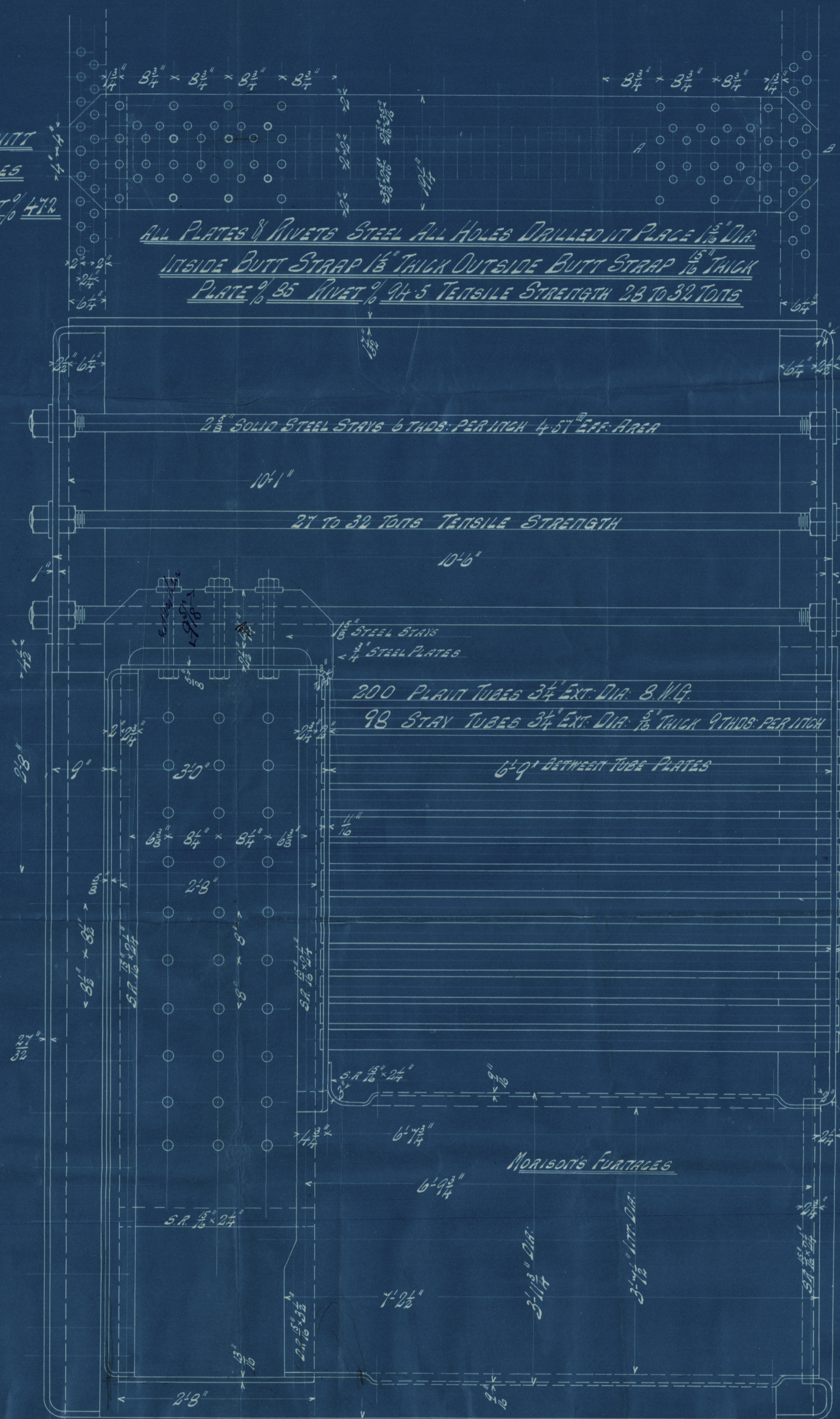
FURTHES 125 sq

TOTAL 2096.3 sq

GRATE AREA 65.25 sq Bars 6'-0"


CIRCUM. SEAM LAP JOINT  
4' PITCH 1 1/2" HOLES  
PLATE 3/8" RIVET 3/4"

ALL PLATES 1/2" RIVETS STEEL ALL HOLES DRILLED IN PLACE 1/2" DIA  
INSIDE BUTT STRAP 1/2" THICK OUTSIDE BUTT STRAP 1/2" THICK  
PLATE 3/8" RIVET 3/4" TENSILE STRENGTH 23 TO 32 TONS



10' 6" HEAT LENGTH

SECTION AT A.B.



STAYS W/THICK 1 1/2" DIA  
DO DO 1 1/2" DIA

FIREBOX STRAPS 1 1/2" DIA  
SCREENED 9 TUBES 1 1/2" EFF. AREA  
MARGINAL STAYS 1 1/2" DIA 9 TUBES 2.03" EFF. AREA  
STAYS SCREENED INTO PLATES 1/2" TUBED ON BOTH ENDS  
ALL STAYS STEEL

MUTSON & SONS, Ltd.,  
Edinburgh Engine Works,  
GLASGOW.

BOILER No 573  
15' 0" EXT. DIA. 10' 6" HEAT LENGTH  
WORKING PRESSURE 180 LBS  
TO PASS LLOYDS SURVEY  
SCALE 1" = 1 FOOT

19/3/07




Please attach to  
Glasgow report.

No. 26230

Lloyd's Register  
Foundation

$\frac{2}{2}$

No 573



*S. S. Driva*  
*Glasgow report No. 26230*


*Eng No 385*

*No 573.*  
*Hutson & Sons*

*15'-0" x 10'-6"*

*HP 180 lbs*

*C.S. 18/3/07.*



*Calcut. 22/8/07*



© 2019

Lloyd's Register  
Foundation