

MIDSHIP SECTION.

DIMENSIONS: 425'-0" x 53'-9½" x 29'-6" M^{LD}.

- SCALE: $\frac{1}{2}$ " = 1 FOOT.

~~WEATHER DECK.~~

~~SECOND DECK~~

LOWER DECK

EQUIPMENT NUMERAL

EQUIPMENT

SECTION SHOWING SOLID FLOORS

SECTION IN WAY OF SKELETON FLOORS.

BOTTOM STRENGTHENING FORWARD

MIDSHIP THICKNESS OF BOTTOM PLATES MAINTAINED TO COLLISION 2ND
TANK FRAMES DOUBLED FROM MARGIN TO MARGIN FOR $3\frac{1}{2}$ LENGTH.
EXTRA INTERCOSTALS. RIVETS IN PLAT OF BOTTOM $5\frac{1}{2}$ DIAMTS.

Lloyd's Register
Foundation




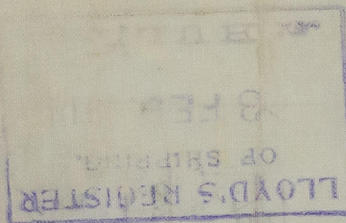
W448-0108

Garth S. & C. Ltd.
No. 607.

Midship Section

Dimensions
425.0' x 53.8' x 29.5'

of "Samatra"
Hull Rph No. 27969



W488-0108



© 2020

Lloyd's Register
Foundation