
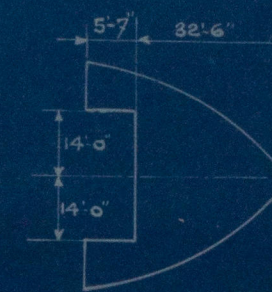


M.S. SLIEDRECHT

370' x 53' x 28'0"



SCHAAL 1/4" = 10'-0"



SHEER


F = 6/6	=	5'-4 1/16"
5/6	=	1'-9 3/16"
4/6	=	0'-4 5/8"
3/6	=	0'-
2/6	=	0'-2 1/4"
1/6	=	0'-9 5/8"
A = 9/6	=	2'-7 3/4"

δ OF T = 0.85 H = .776

DEKRONDE = 13 1/4"

E.N. = LETTER X.

402'-1" x 53' x 28'-0"



SHEER

F = 6/6	=	5'-4 1/16"
5/6	=	1'-7"
4/6	=	0'-3 3/4"
3/6	=	0'-
2/6	=	0'-1 1/2"
1/6	=	0'-8 3/4"
A = 9/6	=	2'-7 3/4"

δ OF T = 0.85 H = .794

DEKRONDE = 13 1/4"

E.N. = 33936 = LETTER Y.



Lloyd's Register
Foundation

SHEERPLAN



© 2020

Lloyd's Register
Foundation

SU

ARS RELA
ANT FORE
GALLANT
CONN

Ship's Nam

Register Boo

LENGTH

402.00

if fineness.....
tion necessar
(d) to (e)] *
s corrected ..

54476
post 25736

the length f

Sheer

in Sheer [Ta

D

18 Para. 18 (

er { At fro
ips {
] } At altu

er }
d) }
tered

ALLOW

ible U.....
Length, if

Table A. co
quired (Par

below.....

R. Q. Dk.
by bridge h
Deck Direct

2

Dk.....

9

p
percentage
2, 12, or 14)

D recommen

In planking, on
uld be reported
ing an allowance
it of the R.Q.D.
esses the total
the having pool
the vessel's len