

MIDSHIP SECTION

STEEL SCREW STEAMER

No 450

DIM: 178'-0" BP. x 30'-0" x 14'-6" DEPTH MOULDED.

CLASS 100 A.1. LLOYDS

SCALE 1/2" = ONE FOOT.

25.2.09.
16.3.09
2.4.09.

NUMERALS

1/2 GIRTH 26.93
1/2 BREADTH 14.94
DEPTH 15.1

56.97 1st No

LENGTH PER RULE 176.87

10076. 2nd No

G.S. Dk 82.5 x 3.5 x 2 577.5

FIRST Dk 23.5 x 7.0 x 1.5 246.75

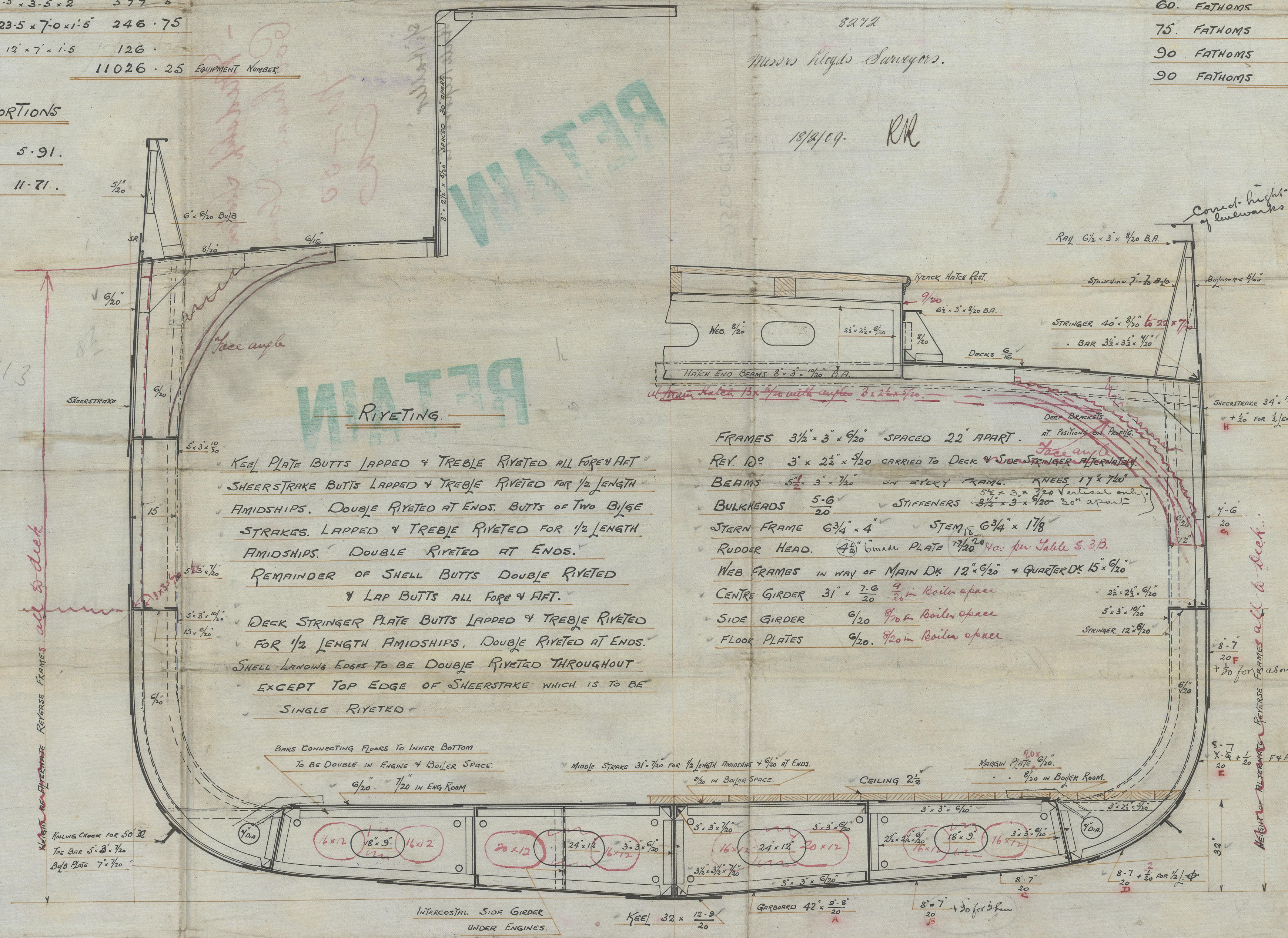
BRIDGE Dk 13.7 x 1.5 126.

11026.25 EQUIPMENT NUMBER

PROPORTIONS

L/D = 5.91.

L/D = 11.71.



RIVETING

KEEL PLATE BUTTS LAPPED & TREBLE RIVETED ALL FORE & AFT
SHEERSTRAKE BUTTS LAPPED & TREBLE RIVETED FOR 1/2 LENGTH
AMIDSHIPS. DOUBLE RIVETED AT ENDS. BUTTS OF TWO BULGE
STRAKES. LAPPED & TREBLE RIVETED FOR 1/2 LENGTH
AMIDSHIPS. DOUBLE RIVETED AT ENDS.

REMAINDER OF SHELL BUTTS DOUBLE RIVETED
& LAP BUTTS ALL FORE & AFT.

DECK STRINGER PLATE BUTTS LAPPED & TREBLE RIVETED
FOR 1/2 LENGTH AMIDSHIPS. DOUBLE RIVETED AT ENDS.
SHELL LAMING EDGES TO BE DOUBLE RIVETED THROUGHOUT
EXCEPT TOP EDGE OF SHEERSTRAKE WHICH IS TO BE
SINGLE RIVETED

BARS CONNECTING FLOORS TO INNER BOTTOM
TO BE DOUBLE IN ENGINE & BOILER SPACE.

9/20 1/20 IN ENG ROOM

MAJOR STRAKE 31.7/20 FOR 1/2 LENGTH AMIDSHIPS & 5/20 AT ENDS.

9/20 IN BOILER SPACE.

CEILING 2 1/2

MAJOR PLATE 9/20

9/20 IN BOILER ROOM.

INTERCOSTAL SIDE GIRDER
UNDER ENGINES.

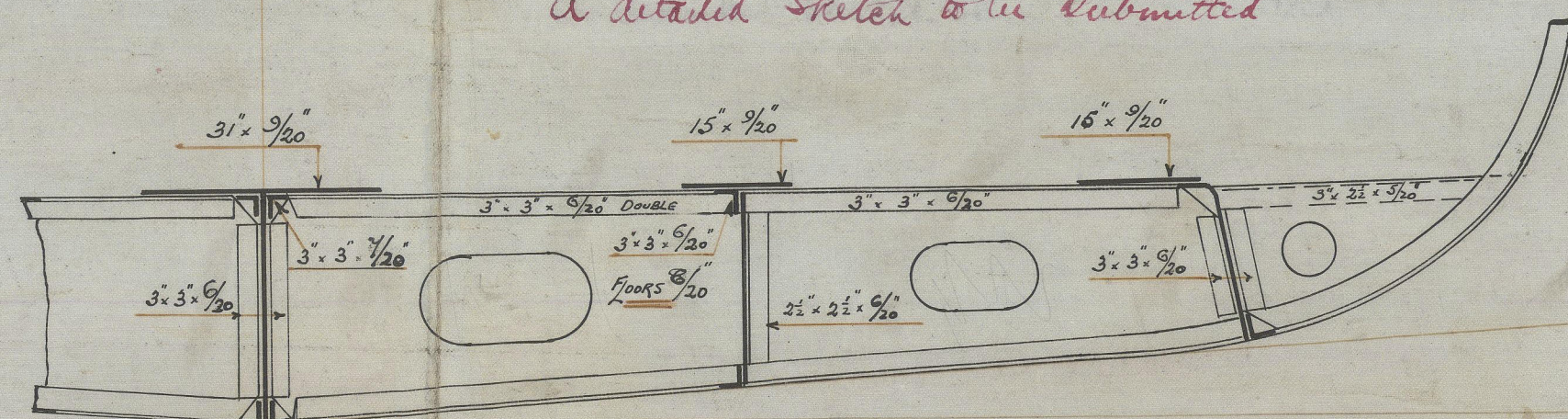
KEEL 32 x 12.8

GARBOARD 42 x 8.8

8.7 20 FOR 1/2 LENGTH

SECTION IN BOILER SPACE.

A detailed sketch to be submitted

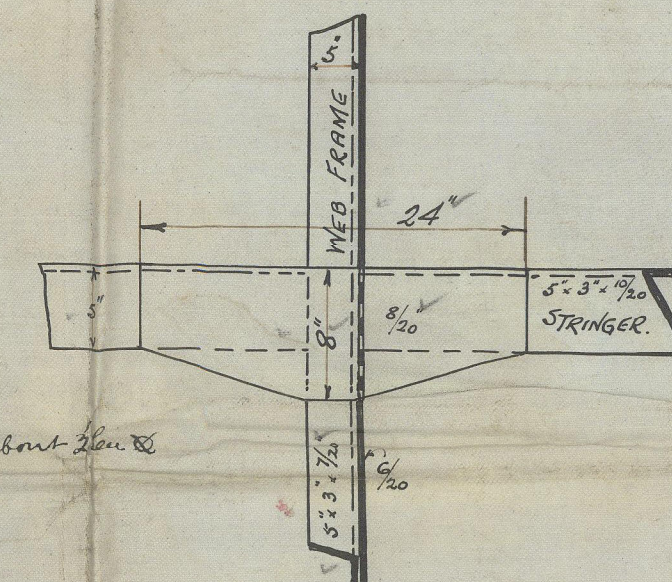


EQUIPMENT

No 11026

- 2 BOWER ANCHORS 13 1/2 cwt EX STOCK OR 16 3/4 cwt STOCKLESS.
- 1 BOWER ANCHOR 11 1/2 cwt " " " 14 1/2 " "
- 1 STREAM ANCHOR 4 3/4 cwt " "
- 1 KEDGE ANCHOR 2 1/4 cwt " "
- 210 FATHOMS 1 1/4" STUD LINK CABLE.
- 60 FATHOMS 1 3/16" STUD LINK CABLE OR 3" STEEL WIRE.
- 75 FATHOMS 8 1/2" HEMP OR 2 3/4" STEEL WIRE.
- 90 FATHOMS 6" HAWSER.
- 90 FATHOMS 4" WARP.

CONNECTION OF STRINGER
TO WEB FRAME.



C.B.
25.2.09.

answ
20.2.09

- Midship Section
Cochran & Sons

No 450
CA

S/S "Haller"
Hull Report No.

RETAIN



© 2021

Lloyd's Register
White 0356
Foundation